

2024 SUMMARY: YAVAPAI COUNTY

Arizona Poison and Drug
Information Center



*Data Retrieved via the National
Poison Data System*



ARIZONA
Poison and Drug
Information Center



 1-800-222-1222

YEAR IN REVIEW

TOTAL CASES	◆	970
HCF CASES	◆	376

Top 10 Exposure Substances

Substance	Number / Percent
Analgesics	96 / 11.62%
Bites & Envenomations	69 / 8.35%
Antidepressants	65 / 7.87%
Sedative/Hypnotics/Antipsychotics	60 / 7.26%
Household Cleaning Substances	56 / 6.78%
Alcohols	55 / 6.66%
Antihistamines	50 / 6.05%
Cardiovascular Drugs	47 / 5.69%
Anticonvulsants	46 / 5.57%
Hormones & Hormone Antagonists	35 / 4.24%

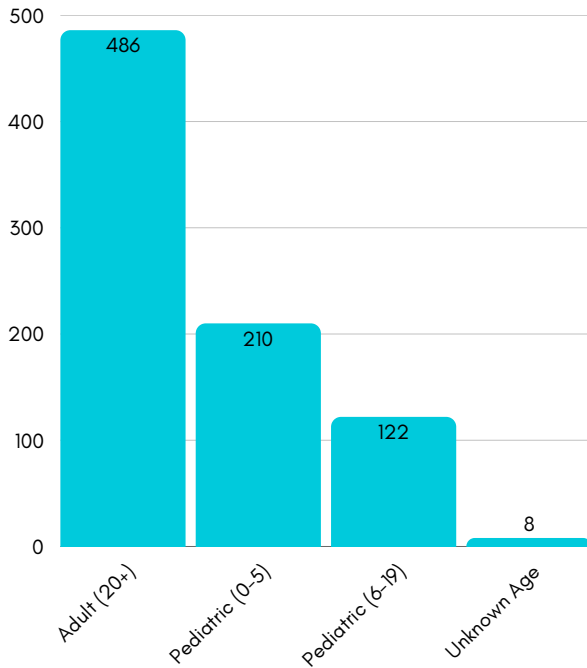
Top 10 Information Case Substances

Substance	Number / Percent
Not Specified	21 / 17.36%
Analgesics	16 / 13.22%
Sedative/Hypnotics/Antipsychotics	13 / 10.74%
Anticonvulsants	13 / 10.74%
Infectious & Toxin-Mediated Diseases	10 / 8.26%
Gastrointestinal Preparations	8 / 6.61%
Antimicrobials	8 / 6.61%
Antihistamines	7 / 5.79%
Hormones & Hormone Antagonists	7 / 5.79%
Antidepressants	7 / 5.79%

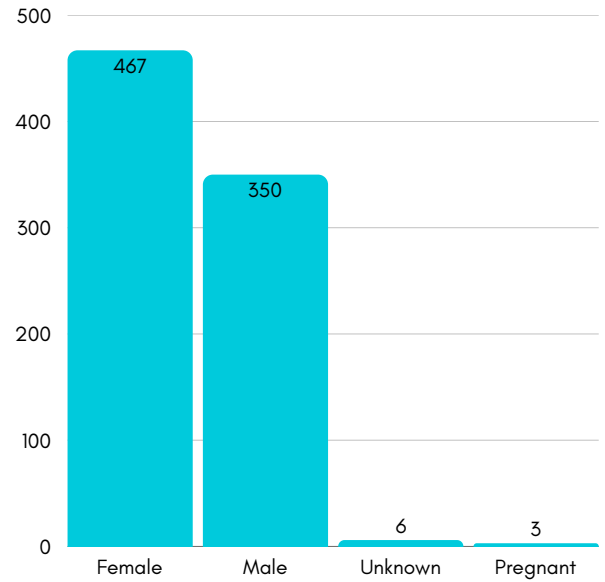
*Information cases are non-exposure, meaning they are cases in which callers reached out to the poison center requesting more information on a specific substance/item/etc.

EXPOSURES BY AGE & GENDER

Pediatric vs. Adult



Gender



Top 10 Adult (20+) Substances

Analgesics.....	57
Bites & Envenomations.....	51
Alcohols.....	45
Antidepressants.....	45
Sedative/Hypnotics/.....	44
Antipsychotics	
Cardiovascular Drugs.....	35
Anticonvulsants.....	33
Antihistamines.....	29
Hormones & Hormone.....	28
Antagonists	
Household Cleaning.....	26
Substances	

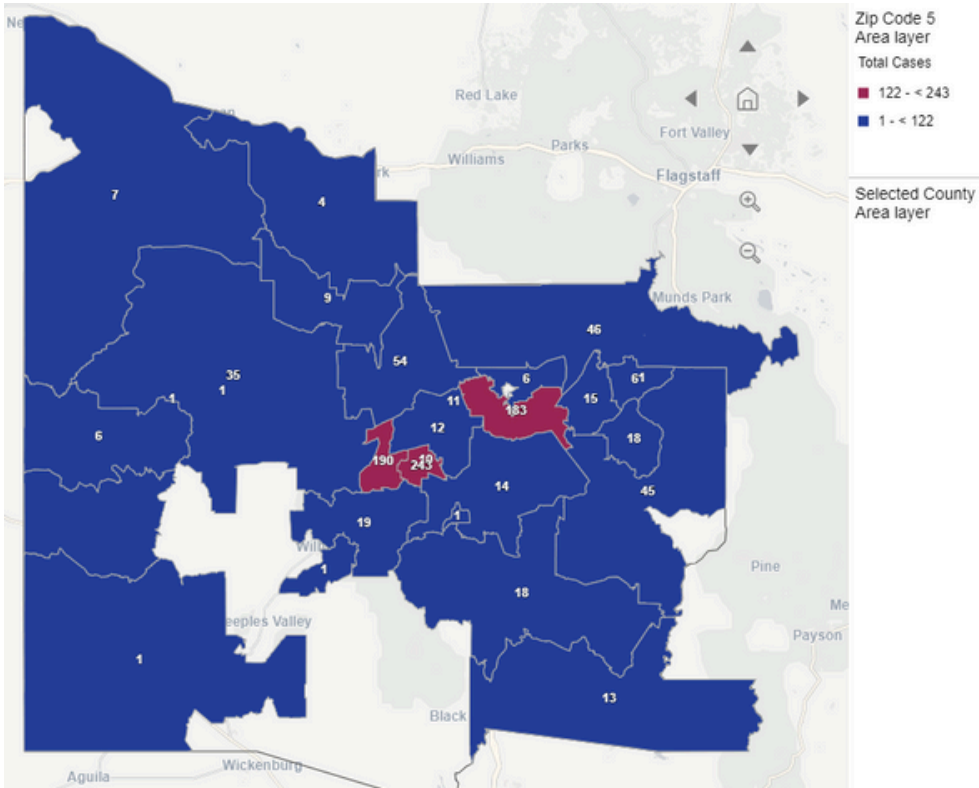
Top 10 Pediatric (6-19) Substances

Analgesics.....	20
Antidepressants.....	18
Antihistamines.....	12
Sedative/Hypnotics/.....	12
Antipsychotics	
Anticonvulsants.....	11
Cardiovascular Drugs.....	9
Bites & Envenomations.....	9
Stimulants & Street Drugs.....	8
Household Cleaning.....	8
Substances	
Alcohols.....	8

Top 10 Child (0-5) Substances

Household Cleaning.....	22
Substances	
Cosmetics/Personal Care.....	19
Products	
Analgesics.....	19
Foreign Bodies/Toys/Misc.....	17
Dietary Supplements/.....	15
Herbals/Homeopathic	
Vitamins.....	14
Bites & Envenomations.....	9
Antihistamines.....	8
Essential Oils.....	8

CASES BY MAP/ZIP CODE



Cases by Map

Country	County	Zip Code 5	Total Cases	% of Cases
Totals			970	100.00%
United States	Yavapai	86314	243	25.05%
United States	Yavapai	86301	190	19.59%
United States	Yavapai	86326	183	18.87%
United States	Yavapai	86323	54	5.57%
United States	Yavapai	86336	46	4.74%
United States	Yavapai	86322	45	4.64%
United States	Yavapai	86305	35	3.61%
United States	Yavapai	86303	19	1.96%
United States	Yavapai	86333	18	1.86%
United States	Yavapai	86335	18	1.86%
United States	Yavapai	86325	15	1.55%
United States	Yavapai	86327	14	1.44%
United States	Yavapai	85324	13	1.34%
United States	Yavapai	86315	12	1.24%
United States	Yavapai	86313	11	1.13%
United States	Yavapai	86312	10	1.03%
United States	Yavapai	86334	9	0.93%
United States	Yavapai	86337	7	0.72%
United States	Yavapai	86321	6	0.62%
United States	Yavapai	86324	6	0.62%
United States	Yavapai	86351	6	0.62%
United States	Yavapai	86320	4	0.41%
United States	Yavapai	85332	1	0.10%
United States	Yavapai	85362	1	0.10%
United States	Yavapai	86302	1	0.10%
United States	Yavapai	86304	1	0.10%
United States	Yavapai	86329	1	0.10%
United States	Yavapai	86341	1	0.10%

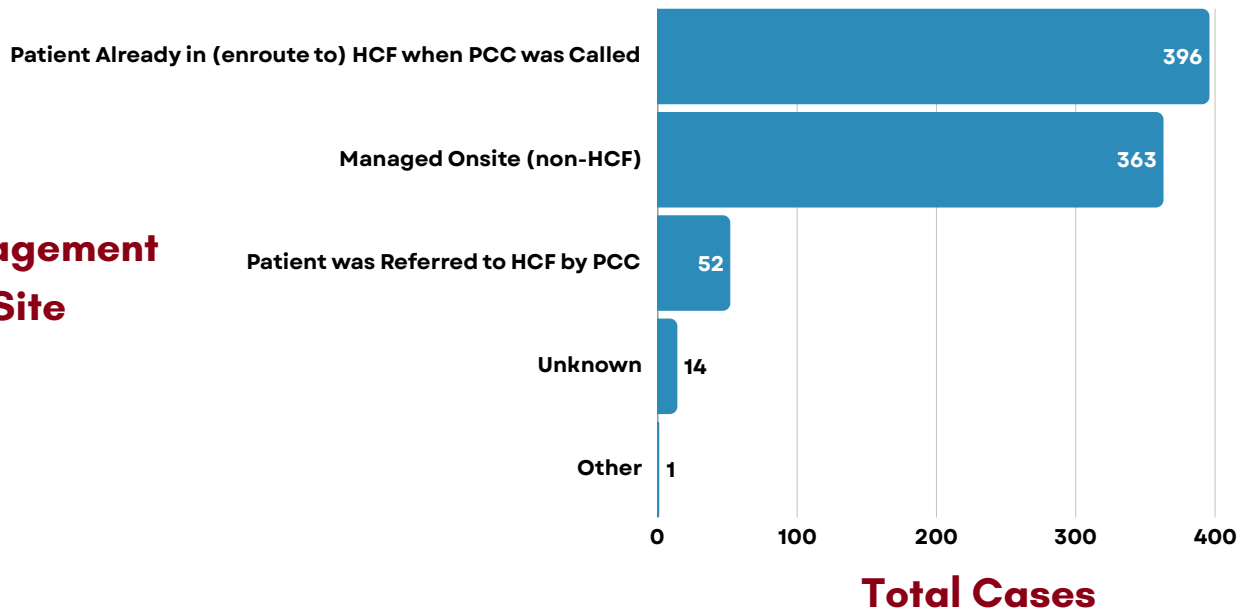
**Cases by
Zip Code**

MANAGEMENT & CALLER SITE

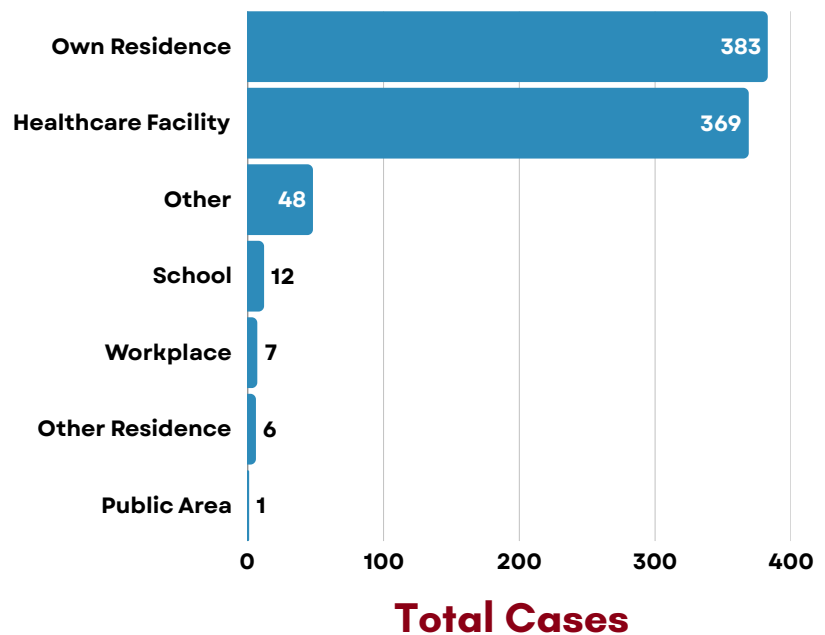


Managing cases safely at home saves millions of dollars in unnecessary health care costs compared with managing patients in a healthcare facility (HCF). This allows for more efficient and effective use of limited health care resources. Often times, poison center staff advise that exposures can be safely treated at home, saving Arizona residents a trip to the hospital.

Management Site



Caller Site

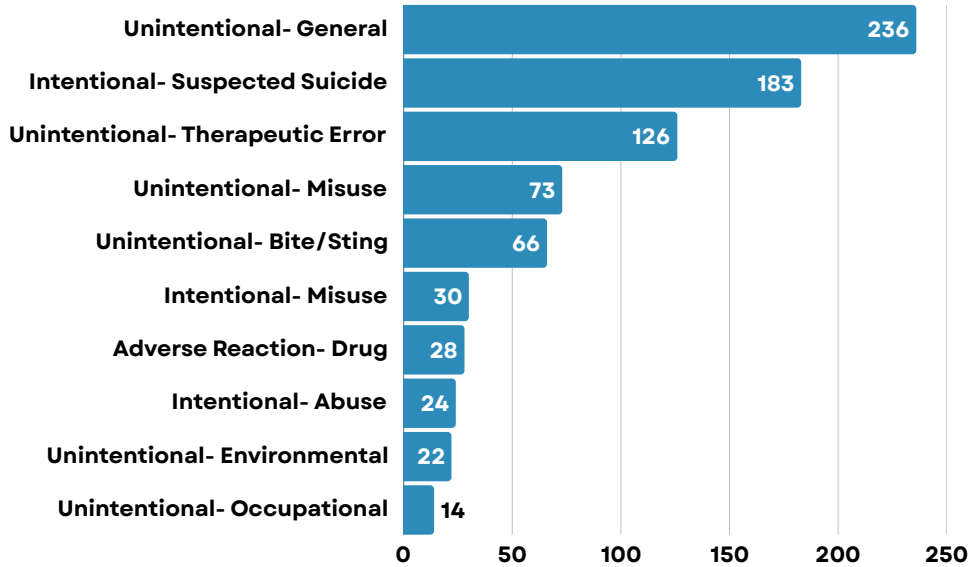


CIRCUMSTANCE & ROUTE OF EXPOSURE



Most cases managed by the Arizona Poison Center are a result of an accidental exposure. This page breaks down the reason behind Yavapai exposures for 2024, leaving out information cases.

Top 10 Reasons for Exposure



UNINTENTIONAL <ul style="list-style-type: none"> • 544 total 	UNINTENTIONAL EXPOSURES: <ul style="list-style-type: none"> • <u>general misuse of products</u> • environmental • bites & stings • therapeutic errors • food poisoning
INTENTIONAL <ul style="list-style-type: none"> • 239 total 	INTENTIONAL EXPOSURES: <ul style="list-style-type: none"> • misuse • abuse • <u>*suspected suicide</u>
INFORMATION CASE <ul style="list-style-type: none"> • 121 total 	REQUESTING INFORMATION ON: <ul style="list-style-type: none"> • medications • chemicals • other substances



TOP 5 ROUTES OF EXPOSURE:

