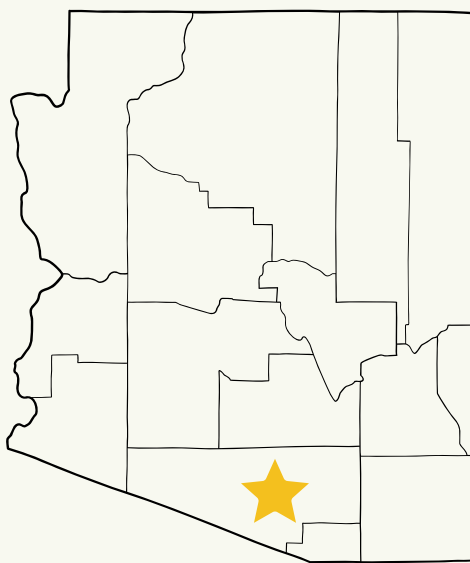


PIMA COUNTY 2024 REPORT

Arizona Poison and Drug
Information Center



*Data Retrieved via the National
Poison Data System*

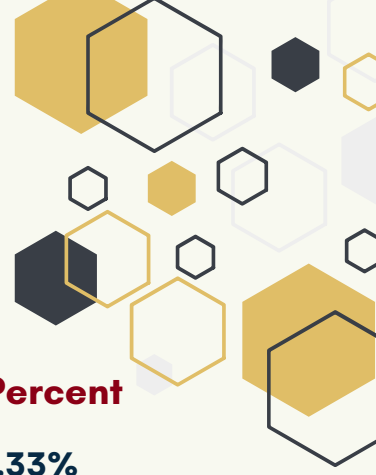


ARIZONA
Poison and Drug
Information Center



1-800-222-1222

EXPOSURE SUBSTANCES



Top 10 Exposure Substances (Major Root)

Substance	Number / Percent
Analgesics	998 / 12.33%
Bites and Envenomations	804 / 9.93%
Household Cleaning Substances	549 / 6.78%
Antidepressants	471 / 5.82%
Cosmetics/Personal Care Products	442 / 5.46%
Cardiovascular Drugs	438 / 5.41%
Antihistamines	410 / 5.06%
Sedative/Hypnotics/Antipsychotics	364 / 4.50%
Foreign Bodies/Toys/Miscellaneous	331 / 4.09%
Alcohols	300 / 3.71%

Substances Specified

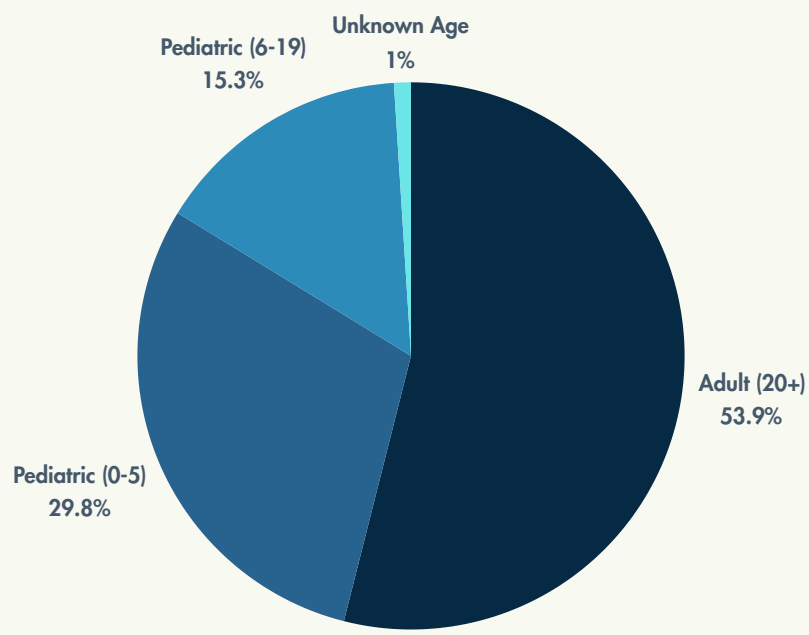
Substance	Number / Percent
Insects	551 / 6.80%
Misc. Sedative/Hypnotic/Antipsych.	356 / 4.40%
Acetaminophen, Alone	344 / 4.25%
Misc. Foreign Bodies/Toys/Misc.	323 / 3.99%
Nonsteroids Anti-inflammatory Drugs	316 / 3.90%
Miscellaneous Alcohols	282 / 3.48%
Sedating Antihistamines	257 / 3.17%
Selective Serotonin Reuptake Inhibitor	227 / 2.80%
Pharmaceutical & Illegal Opioids	208 / 2.57%
Misc. Cosmetics/Personal Care Prod.	196 / 2.42%

TOTAL CASES: 8,097 ✦ HCF CASES: 2,055

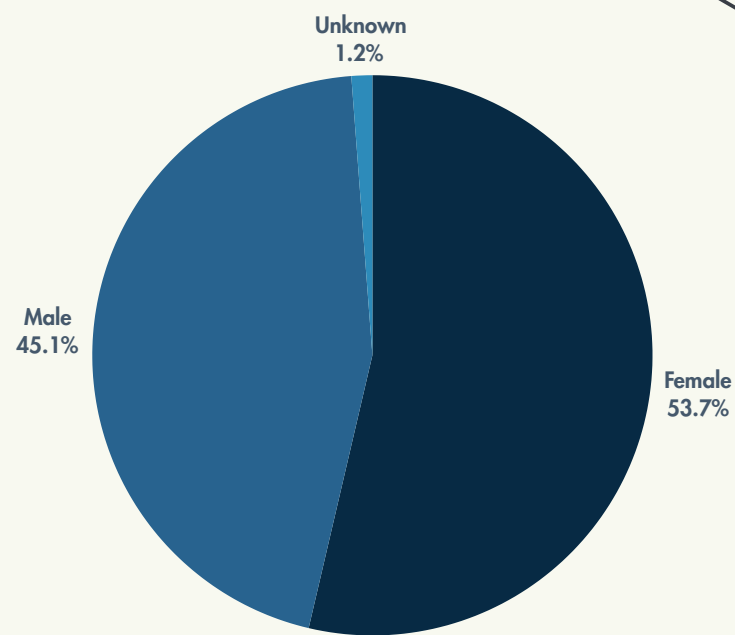
EXPOSURES BY AGE & GENDER



Pediatric vs. Adult



Gender



Top 10 Adult (20+) Substances

Bites and Envenomations.....	618
Analgesics.....	559
Cardiovascular Drugs.....	331
Antidepressants.....	323
Sedative/Hypnotics/ Antipsychotics.....	310
Alcohols.....	242
Household Cleaning Substances.....	240
Anticonvulsants.....	216
Hormones & Hormone Antagonists.....	201
Antihistamines.....	169

Top 10 Pediatric (6-19) Substances

Analgesics.....	199
Antihistamines.....	134
Antidepressants.....	118
Bites and Envenomations.....	108
Foreign Bodies/Toys/ Miscellaneous.....	71
Stimulants & Street Drugs..	68
Cardiovascular Drugs.....	61
Cosmetics/Personal Care Products.....	59
Household Cleaning Substances.....	47
Dietary Supplements/ Herbals/Homeopathic.....	41

Top 10 Child (0-5) Substances

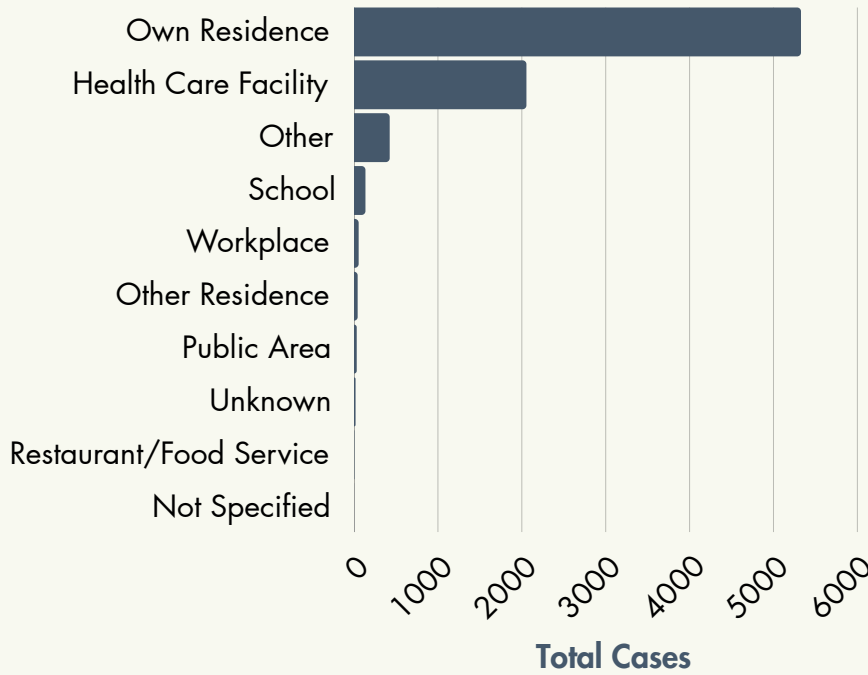
Cosmetics/Personal Care Products.....	262
Household Cleaning Substances.....	255
Analgesics.....	236
Foreign Bodies/Toys/ Miscellaneous.....	207
Dietary Supplements/ Herbals/Homeopathic.....	163
Antihistamines.....	105
Topical Preparations.....	101
Vitamins.....	99
Plants.....	76
Gastrointestinal Preparations.....	73

MANAGEMENT & CALLER SITE




Managing cases safely at home saves millions of dollars in unnecessary health care costs compared with managing patients in a health care facility (HCF). This allows for more efficient and effective use of limited health care resources. Often times, poison center staff advise that exposures can be safely treated at home, saving Arizonans the time and money associated with a visit to the hospital.

Breakdown of Cases by Caller Site



Percentage Breakdown of Exposures by Management Site



CIRCUMSTANCE & ROUTE OF EXPOSURE



Most cases reported to the Arizona Poison and Drug Information Center are the result of accidental exposure. Other circumstances include intentional exposure and adverse reaction. There are also various routes of exposure including ingestion, inhalation, skin or eye exposures, and bites and stings. This page provides a look at the originating circumstances and routes of exposures for cases in 2024 from Pima County.

<p>UNINTENTIONAL</p> <p>6,046 cases</p>	<p>UNINTENTIONAL EXPOSURES:</p> <ul style="list-style-type: none"> • general misuse of products • occupational (workplace) • environmental • bites/stings • therapeutic errors • food poisoning
<p>INTENTIONAL</p> <p>1415 cases</p>	<p>INTENTIONAL EXPOSURES:</p> <ul style="list-style-type: none"> • misuse • abuse • suicide attempts
<p>ADVERSE REACTION</p> <p>375 cases</p>	<p>ADVERSE REACTIONS TO:</p> <ul style="list-style-type: none"> • drugs • food • other substances
<p>OTHER/ UNKNOWN</p> <p>261 cases</p>	<p>OTHER/UNKNOWN REASONS:</p> <ul style="list-style-type: none"> • malicious • contaminant/tampering • withdrawal

Top 5 Routes of Exposure	Substance	Number
	Ingestion	5,764
	Bite/Sting	776
	Inhalation/Nasal	719
	Dermal	570
	Ocular	382

INFORMATION CASES

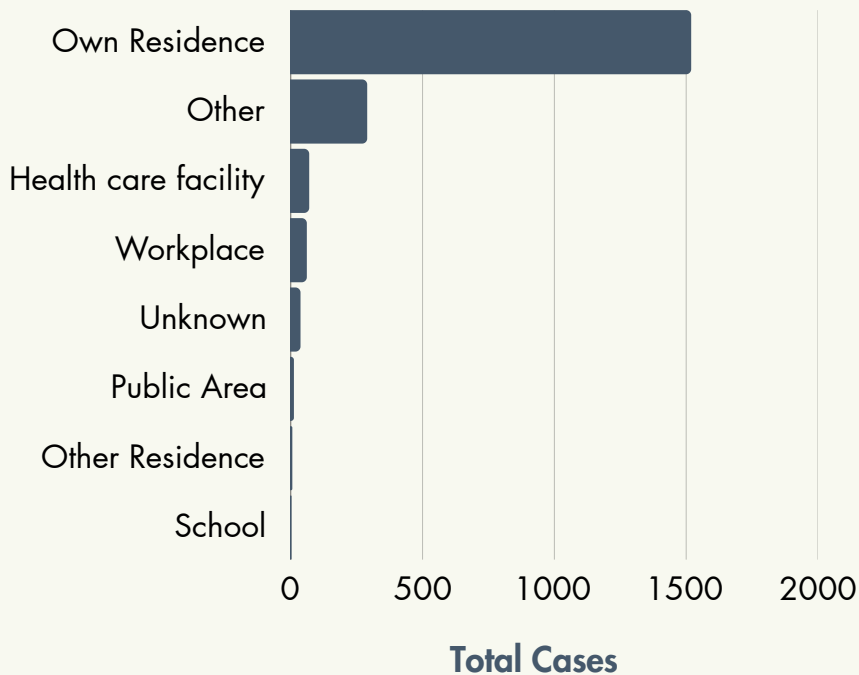


Aside from managing exposure cases, the Arizona Poison and Drug Information Center also manages information calls. Callers may contact the poison center with various questions including those about the toxicity of certain substances/products and medication dosage questions. In 2024, the AZPDIC managed 1,998 information cases from Pima county.

Top 10 Information Call Substances

Substance	Number
Analgesics	337
Cardiovascular Drugs	206
Antidepressants	185
Antimicrobials	174
Antihistamines	173
Sedative/Hypnotic/Antipsychotics	157
Hormone & Hormone Antagonists	138
Anticonvulsants	128
Gastrointestinal Preparations	99
Cold & Cough Preparations	96

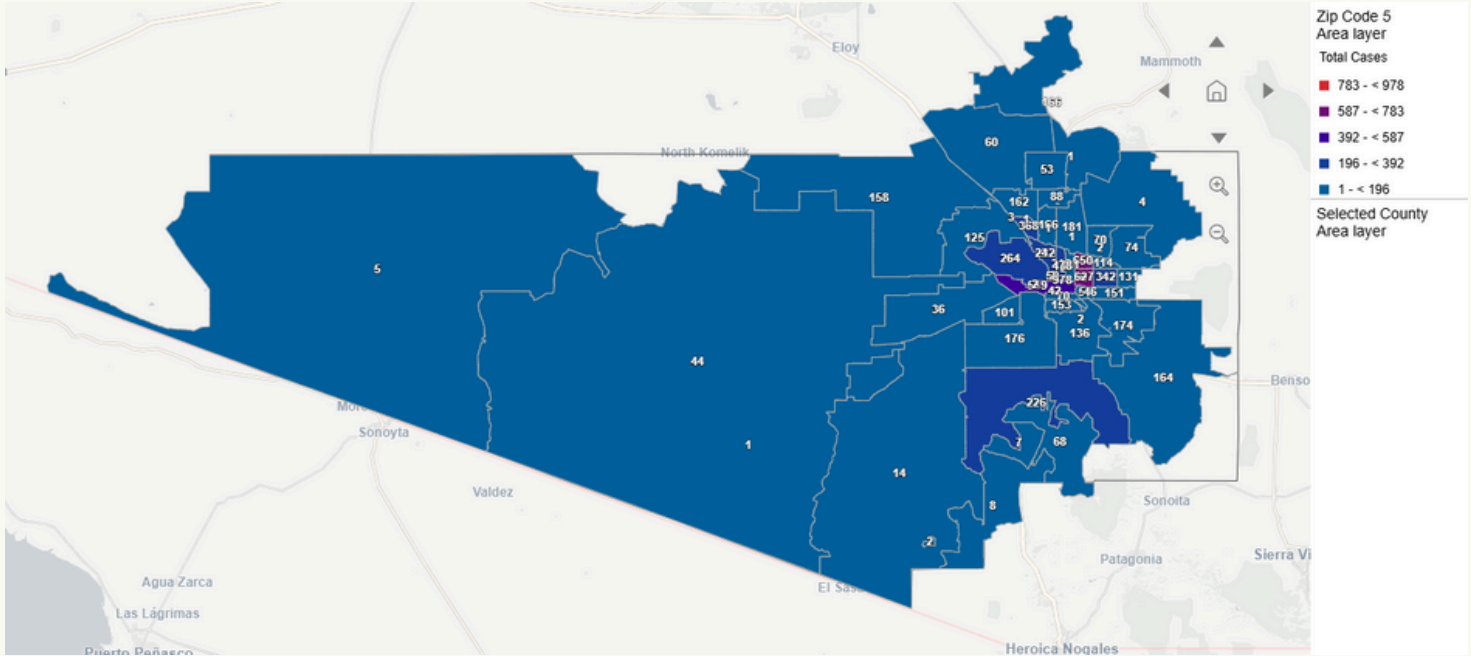
Breakdown of Cases by Caller Site



CASES BY MAP/ZIP CODE



Zip Code Map of All Calls this Year



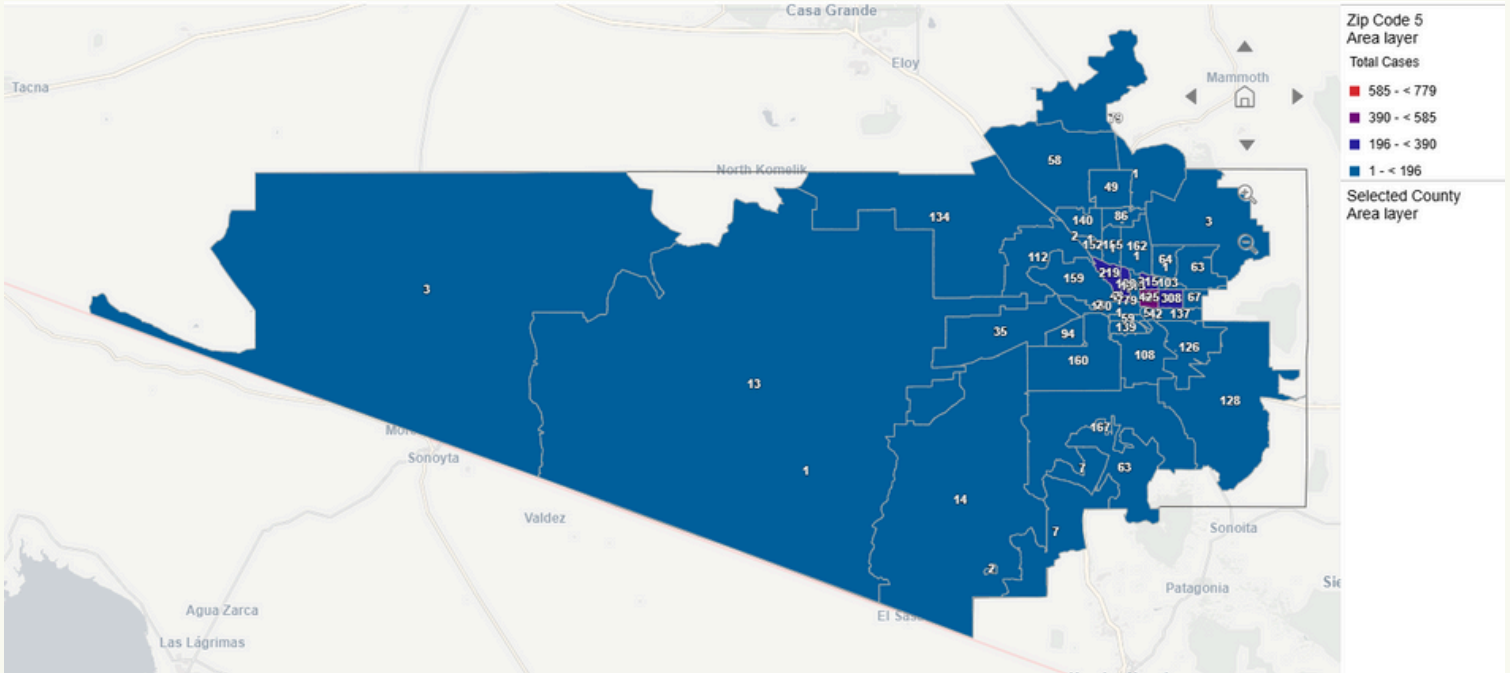
Zip Code Table of All calls this Year

Country	County	Zip Code	Total Case	% of Cases	Country	County	Zip Code	Total Case	% of Cases
United States	Pima	85721	978	12.08%	United States	Pima	85750	70	0.86%
United States	Pima	85712	650	8.03%	United States	Pima	85614	68	0.84%
United States	Pima	85711	607	7.50%	United States	Pima	85658	60	0.74%
United States	Pima	85713	549	6.78%	United States	Pima	85701	59	0.73%
United States	Pima	85724	478	5.90%	United States	Pima	85755	53	0.65%
United States	Pima	85741	368	4.54%	United States	Pima	85708	46	0.57%
United States	Pima	85710	342	4.22%	United States	Pima	85634	44	0.54%
United States	Pima	85745	264	3.26%	United States	Pima	85723	42	0.52%
United States	Pima	85705	242	2.99%	United States	Pima	85735	36	0.44%
United States	Pima	85629	226	2.79%	United States	Pima	85736	14	0.17%
United States	Pima	85719	216	2.67%	United States	Pima	85645	8	0.10%
United States	Pima	85718	181	2.24%	United States	Pima	85622	7	0.09%
United States	Pima	85746	176	2.17%	United States	Pima	85321	5	0.06%
United States	Pima	85747	174	2.15%	United States	Pima	85707	5	0.06%
United States	Pima	85704	166	2.05%	United States	Pima	85619	4	0.05%
United States	Pima	85739	166	2.05%	United States	Pima	85652	3	0.04%
United States	Pima	85641	164	2.03%	United States	Pima	85601	2	0.02%
United States	Pima	85742	162	2.00%	United States	Pima	85702	2	0.02%
United States	Pima	85653	158	1.95%	United States	Pima	85703	2	0.02%
United States	Pima	85706	153	1.89%	United States	Pima	85722	2	0.02%
United States	Pima	85730	151	1.86%	United States	Pima	85726	2	0.02%
United States	Pima	85716	141	1.74%	United States	Pima	85732	2	0.02%
United States	Pima	85756	136	1.68%	United States	Pima	85734	2	0.02%
United States	Pima	85748	131	1.62%	United States	Pima	85751	2	0.02%
United States	Pima	85743	125	1.54%	United States	Pima	85639	1	0.01%
United States	Pima	85715	114	1.41%	United States	Pima	85725	1	0.01%
United States	Pima	85757	101	1.25%	United States	Pima	85728	1	0.01%
United States	Pima	85737	88	1.09%	United States	Pima	85738	1	0.01%
United States	Pima	85749	74	0.91%	United States	Pima	85740	1	0.01%
United States	Pima	85749	74	0.91%	United States	Pima	85752	1	0.01%
Total								8,097	100.00%

CASES BY MAP/ZIP CODE



Zip Code Map of Own and Other Residence Calls this Year



Zip Code Table of Own and Other Residence calls this Year

Country	County	Zip Code	Total Cases	% of Cases	Country	County	Zip Code	Total Cases	% of Cases
United States	Pima	85721	779	14.50%	United States	Pima	85614	63	1.17%
United States	Pima	85711	405	7.54%	United States	Pima	85749	63	1.17%
United States	Pima	85710	308	5.73%	United States	Pima	85714	59	1.10%
United States	Pima	85705	219	4.08%	United States	Pima	85658	58	1.08%
United States	Pima	85712	215	4.00%	United States	Pima	85755	49	0.91%
United States	Pima	85719	198	3.69%	United States	Pima	85701	48	0.89%
United States	Pima	85629	167	3.11%	United States	Pima	85708	42	0.78%
United States	Pima	85718	162	3.02%	United States	Pima	85735	35	0.65%
United States	Pima	85713	160	2.98%	United States	Pima	85736	14	0.26%
United States	Pima	85746	160	2.98%	United States	Pima	85634	13	0.24%
United States	Pima	85745	159	2.96%	United States	Pima	85724	13	0.24%
United States	Pima	85704	155	2.89%	United States	Pima	85622	7	0.13%
United States	Pima	85741	152	2.83%	United States	Pima	85645	7	0.13%
United States	Pima	85742	140	2.61%	United States	Pima	85707	5	0.09%
United States	Pima	85706	139	2.59%	United States	Pima	85321	3	0.06%
United States	Pima	85730	137	2.55%	United States	Pima	85619	3	0.06%
United States	Pima	85653	134	2.49%	United States	Pima	85601	2	0.04%
United States	Pima	85641	128	2.38%	United States	Pima	85652	2	0.04%
United States	Pima	85747	126	2.35%	United States	Pima	85702	2	0.04%
United States	Pima	85716	113	2.10%	United States	Pima	85726	2	0.04%
United States	Pima	85743	112	2.09%	United States	Pima	85732	2	0.04%
United States	Pima	85756	108	2.01%	United States	Pima	85639	1	0.02%
United States	Pima	85715	103	1.92%	United States	Pima	85703	1	0.02%
United States	Pima	85757	94	1.75%	United States	Pima	85722	1	0.02%
United States	Pima	85737	86	1.60%	United States	Pima	85723	1	0.02%
United States	Pima	85739	79	1.47%	United States	Pima	85725	1	0.02%
United States	Pima	85748	67	1.25%	United States	Pima	85728	1	0.02%
United States	Pima	85750	64	1.19%	United States	Pima	85738	1	0.02%
					United States	Pima	85740	1	0.02%
					United States	Pima	85751	1	0.02%
					United States	Pima	85752	1	0.02%
					Total			5,371	100.00%