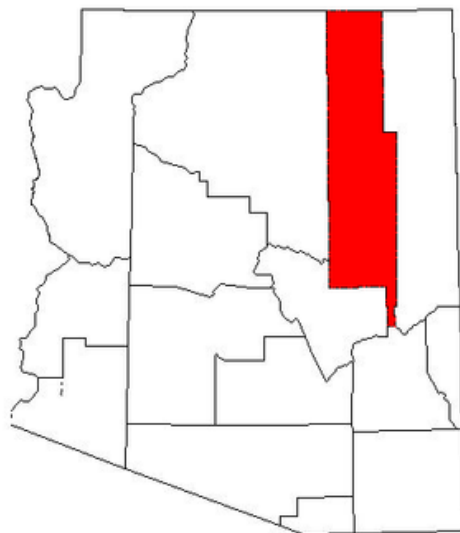


# NAVAJO COUNTY 2024 OVERVIEW

Arizona Poison and Drug  
Information Center



*Data Retrieved via the National  
Poison Data System*



**ARIZONA**  
Poison and Drug  
Information Center



 1-800-222-1222

# YEAR IN REVIEW

<b>TOTAL CASES</b>	✦	<b>538</b>
<b>HCF CASES</b>	✦	<b>296</b>

## Top 10 Exposure Substances

Substance	Number / Percent
Analgesics	76 / 16.10%
Alcohols	65 / 13.77%
Household Cleaning Substances	45 / 9.53%
Antidepressants	43 / 9.11%
Antihistamines	36 / 7.63%
Cardiovascular Drugs	33 / 6.99%
Cosmetics/Personal Care Products	25 / 5.30%
Fumes/Gases/Vapors	22 / 4.66%
Anticonvulsants	22 / 4.66%
Dietary Supplements/Herbals/Homeopathic	22 / 4.66%

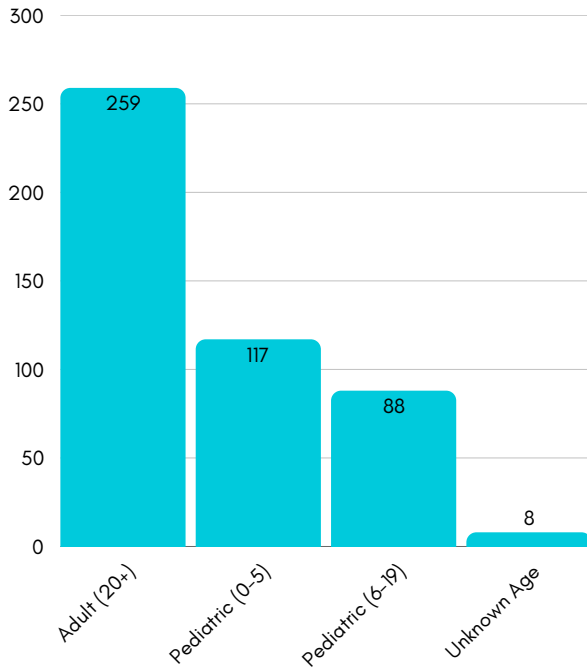
## Top 10 Information Case Substances

Substance	Number / Percent
Not Specified	14 / 22.58%
Analgesics	9 / 14.52%
Anticonvulsants	7 / 11.29%
Electrolytes & Minerals	6 / 9.68%
Hormones & Hormone Antagonists	5 / 8.06%
Cardiovascular Drugs	5 / 8.06%
Gastrointestinal Preparations	4 / 6.45%
Sedative/Hypnotics/Antipsychotics	4 / 6.45%
Vitamins	3 / 4.84%
Ear/Nose/Throat Preparations	2 / 3.23%

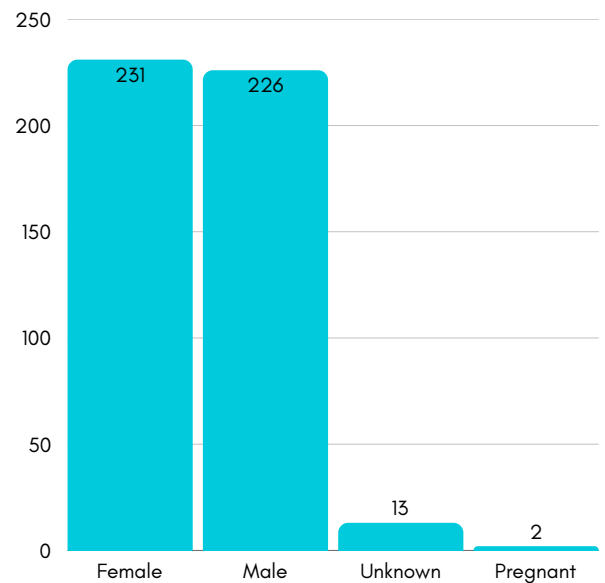
\*Information cases are non-exposure, meaning they are cases in which callers reached out to the poison center requesting more information on a specific substance/item/etc.

# EXPOSURES BY AGE & GENDER

## Pediatric vs. Adult



## Gender



## Top 10 Adult (20+) Substances

Alcohols.....	54
Analgesics.....	46
Antidepressants.....	30
Cardiovascular Drugs.....	24
Household Cleaning Substances.....	23
Antihistamines.....	22
Fumes/Gases/Vapors.....	17
Anticonvulsants.....	17
Sedative/Hypnotics/.....	15
Antipsychotics	
Cosmetics/Personal Care.....	14
Products	

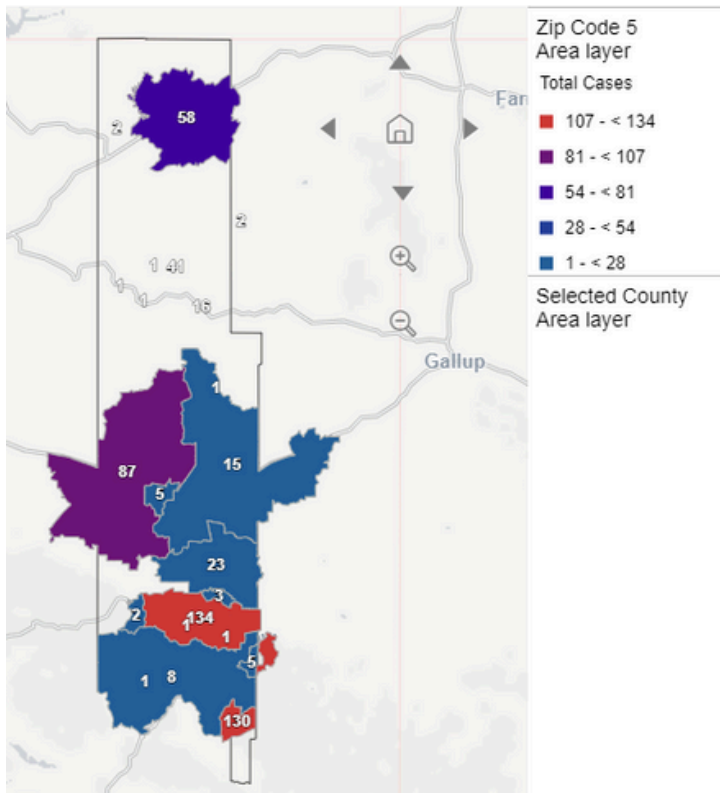
## Top 10 Pediatric (6-19) Substances

Analgesics.....	17
Antihistamines.....	10
Antidepressants.....	9
Alcohols.....	7
Sedative/Hypnotics/.....	6
Antipsychotics	
Unknown Drug.....	6
Household Cleaning Substances.....	5
Cold & Cough Preparations.....	5
Dietary Supplements/.....	5
Herbals/Homeopathic	
Electrolytes & Minerals.....	4

## Top 10 Child (0-5) Substances

Household Cleaning Substances.....	17
Dietary Supplements/.....	14
Herbals/Homeopathic	
Analgesics.....	13
Cosmetics/Personal Care.....	9
Products	
Cardiovascular Drugs.....	8
Gastrointestinal Preparations....	6
Foreign Bodies/Toys/Misc.....	6
Hormones & Hormone.....	6
Antagonists	
Electrolytes & Minerals.....	5
Antihistamines.....	4

# CASES BY MAP/ZIP CODE



**Cases by Map**

Country	County	Zip Code 5	Total Cases	% of Cases
<b>Totals</b>			<b>538</b>	<b>100.00%</b>
United States	Navajo	85901	134	24.91%
United States	Navajo	85941	130	24.16%
United States	Navajo	86047	87	16.17%
United States	Navajo	86033	58	10.78%
United States	Navajo	86510	41	7.62%
United States	Navajo	85937	23	4.28%
United States	Navajo	86034	16	2.97%
United States	Navajo	86025	15	2.79%
United States	Navajo	85929	8	1.49%
United States	Navajo	85935	5	0.93%
United States	Navajo	86032	5	0.93%
United States	Navajo	85939	3	0.56%
United States	Navajo	85933	2	0.37%
United States	Navajo	86054	2	0.37%
United States	Navajo	86520	2	0.37%
United States	Navajo	85902	1	0.19%
United States	Navajo	85911	1	0.19%
United States	Navajo	85934	1	0.19%
United States	Navajo	86031	1	0.19%
United States	Navajo	86039	1	0.19%
United States	Navajo	86042	1	0.19%
United States	Navajo	86043	1	0.19%

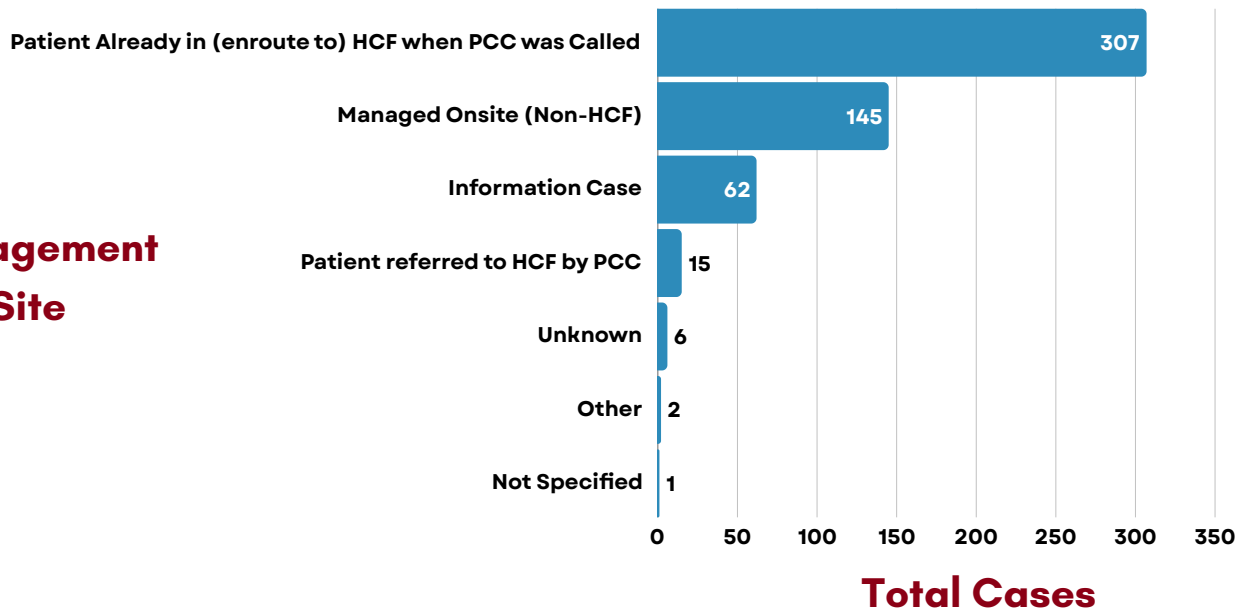
**Cases by Zip Code**

# MANAGEMENT & CALLER SITE

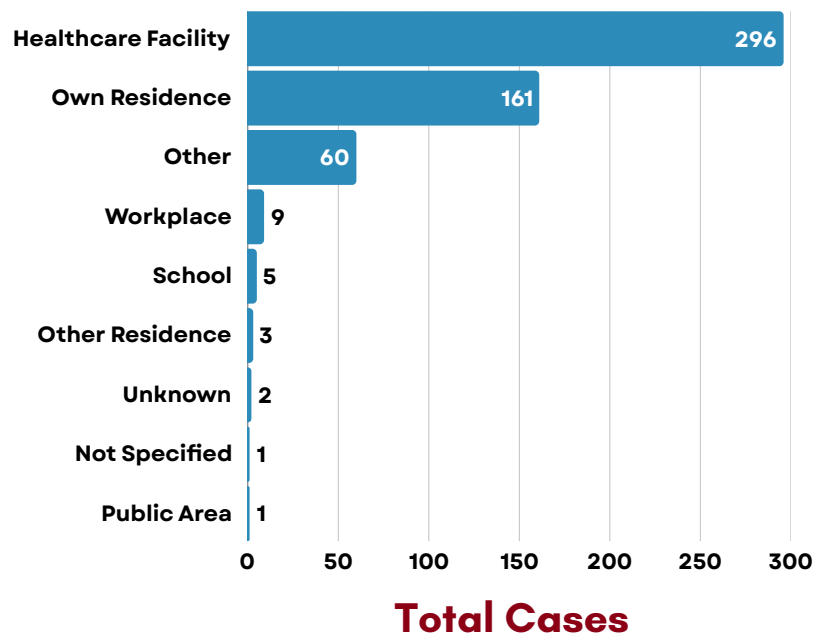


Managing cases safely at home saves millions of dollars in unnecessary health care costs compared with managing patients in a healthcare facility (HCF). This allows for more efficient and effective use of limited health care resources. Often times, poison center staff advise that exposures can be safely treated at home, saving Arizona residents a trip to the hospital.

## Management Site



## Caller Site

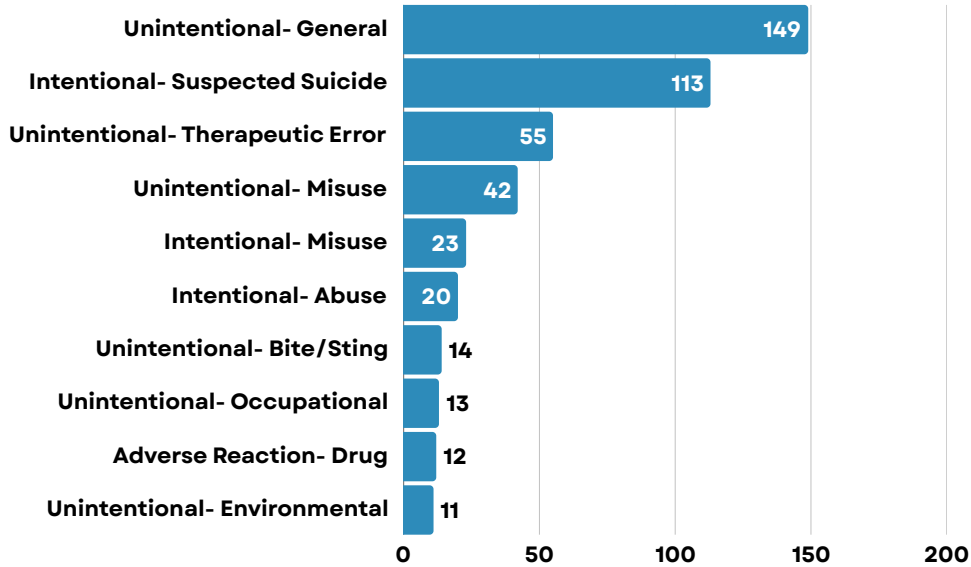


# CIRCUMSTANCE & ROUTE OF EXPOSURE



Most cases managed by the Arizona Poison Center are a result of an accidental exposure. This page breaks down the reason behind Navajo County exposures for 2024, leaving out information cases.

## Top 10 Reasons for Exposure



<b>UNINTENTIONAL</b> <ul style="list-style-type: none"> <li>• 288</li> </ul>	<b>UNINTENTIONAL EXPOSURES:</b> <ul style="list-style-type: none"> <li>• <u>general misuse of products</u></li> <li>• environmental</li> <li>• bites &amp; stings</li> <li>• therapeutic errors</li> <li>• food poisoning</li> </ul>
<b>INTENTIONAL</b> <ul style="list-style-type: none"> <li>• 160 total</li> </ul>	<b>INTENTIONAL EXPOSURES:</b> <ul style="list-style-type: none"> <li>• misuse</li> <li>• abuse</li> <li>• <u>*suspected suicide</u></li> </ul>
<b>INFORMATION CASE</b> <ul style="list-style-type: none"> <li>• 62 total</li> </ul>	<b>REQUESTING INFORMATION ON:</b> <ul style="list-style-type: none"> <li>• medications</li> <li>• chemicals</li> <li>• other substances</li> </ul>



## TOP 5 ROUTES OF EXPOSURE:

