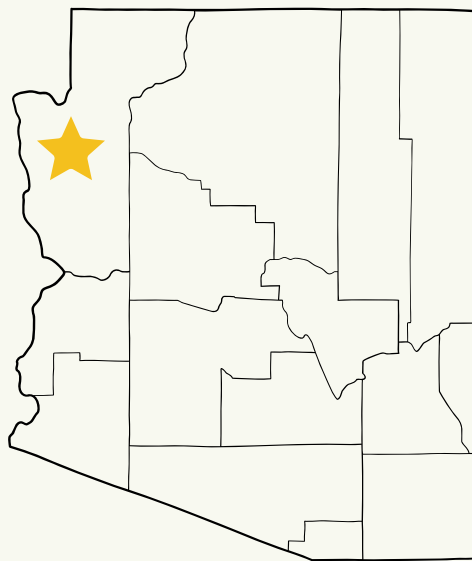


MOHAVE COUNTY 2024 REPORT

Arizona Poison and Drug
Information Center



*Data Retrieved via the National
Poison Data System*



ARIZONA
Poison and Drug
Information Center



1-800-222-1222

EXPOSURE SUBSTANCES



Top 10 Exposure Substances (Major Root)

Substance	Number / Percent
Analgesics	127 / 15.43%
Antidepressants	70 / 8.51%
Household Cleaning Substances	62 / 7.53%
Alcohols	61 / 7.41%
Antihistamines	48 / 5.83%
Cardiovascular Drugs	48 / 5.83%
Bites and Envenomations	47 / 5.71%
Sedative/Hypnotics/Antipsychotics	45 / 5.10%
Cosmetics/Personal Care Products	42 / 3.65%
Hormones and Hormone Antagonists	30 / 3.40%

Substances Specified

Substance	Number / Percent
Miscellaneous Alcohols	57 / 6.93%
Misc. Sedative/Hypnotic/Antipsych.	44 / 5.35%
Acetaminophen, Alone	43 / 5.22%
Nonsteroidal Anti-inflammatory Drugs	40 / 4.86%
Sedating Antihistamines	40 / 4.86%
Selective Serotonin Reuptake Inhibitor	38 / 4.62%
Insects	28 / 3.40%
Misc. Foreign Bodies/Toys/Misc.	24 / 2.92%
Pharmaceutical & Illegal Opioids	24 / 2.92%
Miscellaneous Antidepressants	24 / 2.92%

TOTAL CASES: 823

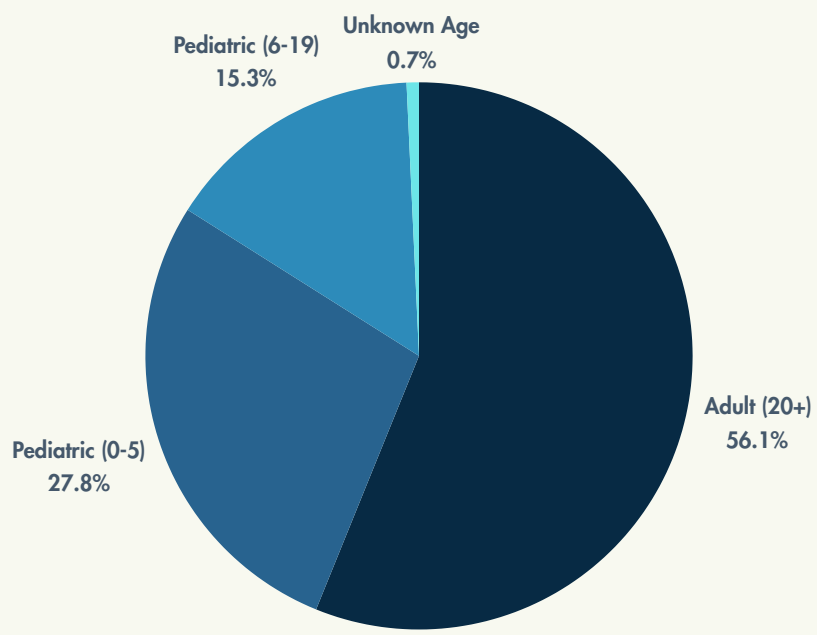


HCF CASES: 369

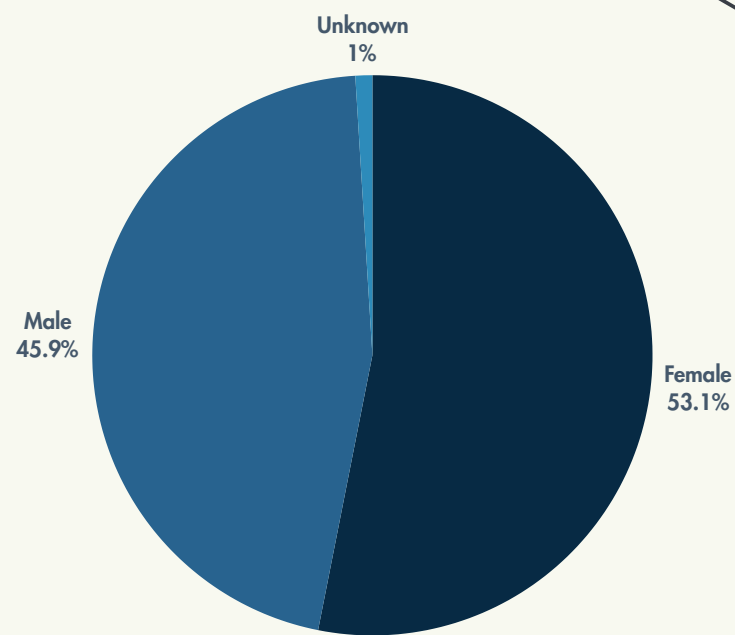
EXPOSURES BY AGE & GENDER



Pediatric vs. Adult



Gender



Top 10 Adult (20+) Substances

Top 10 Pediatric (6-19) Substances

Top 10 Child (0-5) Substances

Analgesics.....	74
Antidepressants.....	56
Alcohols.....	51
Cardiovascular Drugs.....	45
Sedative/Hypnotics/ Antipsychotics.....	41
Bites and Envenomations.....	38
Antihistamines.....	27
Household Cleaning Substances.....	27
Anticonvulsants.....	24
Cosmetics/Personal Care Products.....	17

Analgesics.....	33
Antihistamines.....	15
Antidepressants.....	13
Bites and Envenomations.....	9
Foreign Bodies/ Toys/Miscellaneous.....	7
Alcohols.....	6
Cosmetics/Personal Care Products.....	5
Cold & Cough Preparations.....	5
Hormones and Hormone Antagonists.....	5
Arts/Crafts/Office Supplies.....	5

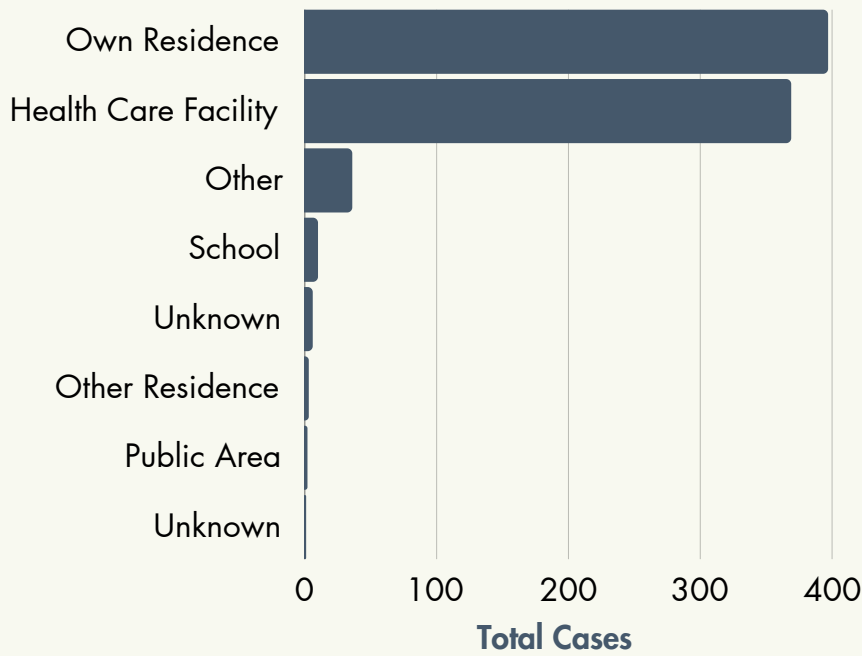
Household Cleaning Substances.....	33
Vitamins.....	21
Analgesics.....	20
Dietary Supplements/Herbals /Homeopathic.....	20
Cosmetics/Personal Care Products.....	19
Foreign Bodies/ Toys/Misc.....	13
Topical Preparations.....	9
Electrolytes and Minerals.....	7
Plants.....	7
Hormone and Hormone Antagonists.....	7

MANAGEMENT & CALLER SITE

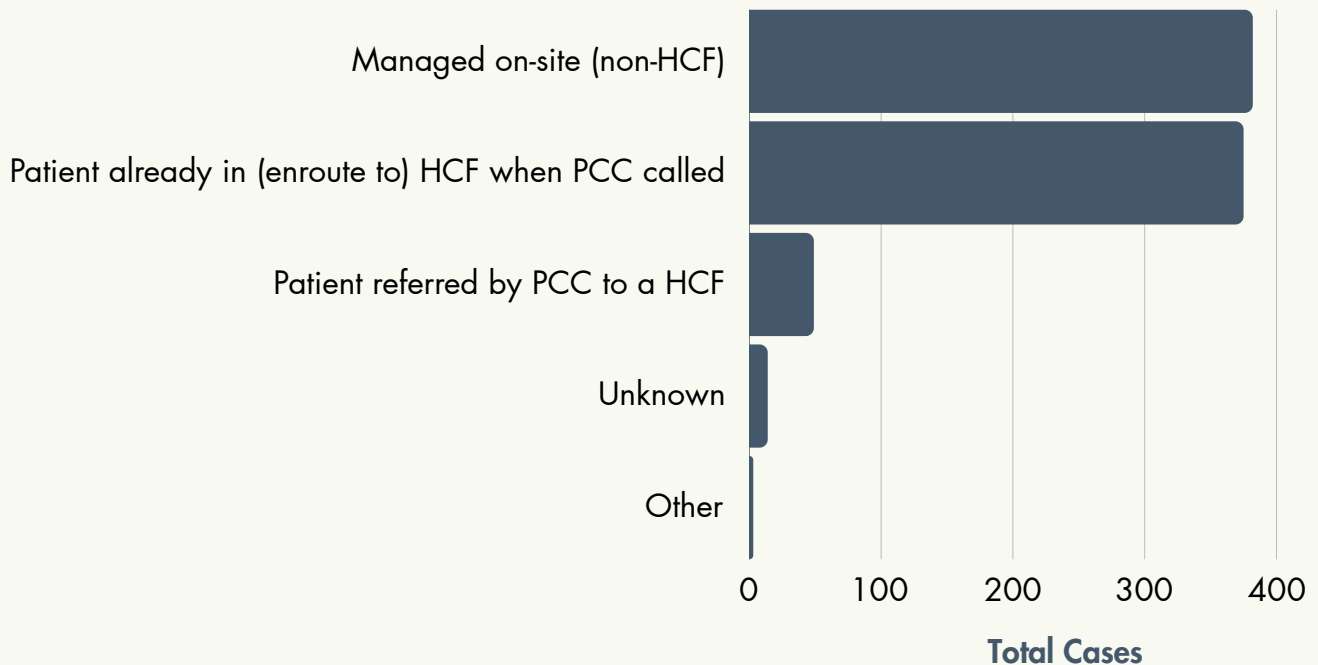


Managing cases safely at home saves millions of dollars in unnecessary health care costs compared with managing patients in a health care facility (HCF). This allows for more efficient and effective use of limited health care resources. Often times, poison center staff advise that exposures can be safely treated at home, saving Arizonans the time and money associated with a visit to the hospital.

Breakdown of Cases by Caller Site



Percentage Breakdown of Exposures by Management Site



CIRCUMSTANCE & ROUTE OF EXPOSURE



Most cases reported to the Arizona Poison and Drug Information Center are the result of accidental exposure. Other circumstances include intentional exposure and adverse reaction. There are also various routes of exposure including ingestion, inhalation, skin or eye exposures, and bites and stings. This page provides a look at the originating circumstances and routes of exposures for cases in 2024 from Mohave County.

<p>UNINTENTIONAL</p> <p>539 cases</p>	<p>UNINTENTIONAL EXPOSURES:</p> <ul style="list-style-type: none"> • general misuse of products • occupational (workplace) • environmental • bites/stings • therapeutic errors • food poisoning
<p>INTENTIONAL</p> <p>241 cases</p>	<p>INTENTIONAL EXPOSURES:</p> <ul style="list-style-type: none"> • misuse • abuse • suicide attempts
<p>ADVERSE REACTION</p> <p>14 cases</p>	<p>ADVERSE REACTIONS TO:</p> <ul style="list-style-type: none"> • drugs • food • other substances
<p>OTHER/UNKNOWN</p> <p>29 cases</p>	<p>OTHER/UNKNOWN REASONS:</p> <ul style="list-style-type: none"> • malicious • contaminant/tampering • withdrawal

	Substance	Number
Top 5 Routes of Exposure	Ingestion	662
	Dermal	56
	Inhalation/Nasal	55
	Bite/Sting	47
	Ocular	37

INFORMATION CASES

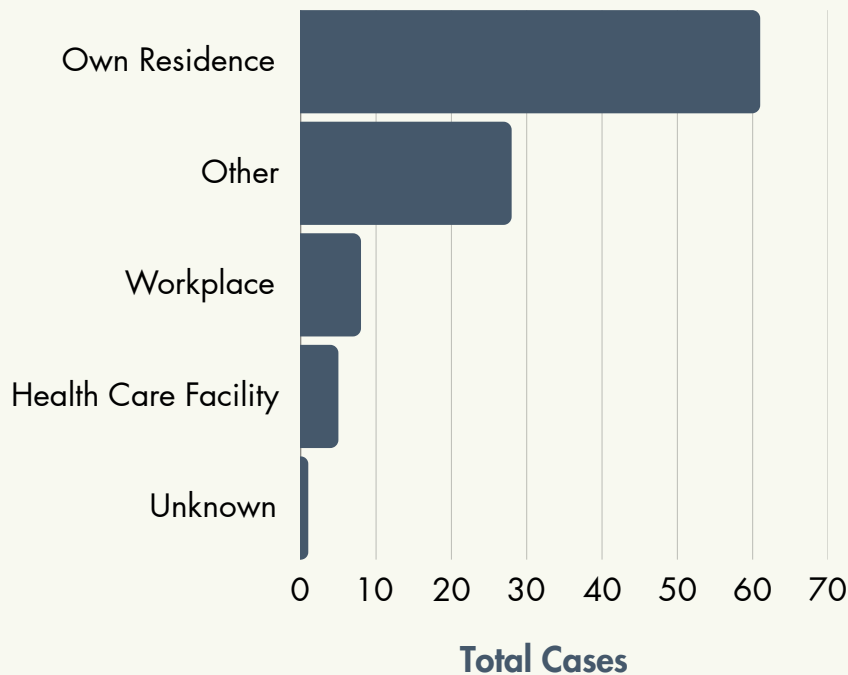


Aside from managing exposure cases, the Arizona Poison and Drug Information Center also manages information calls. Callers may contact the poison center with various questions including those about the toxicity of certain substances/products and medication dosage questions. In 2024, the AZPDIC managed 103 information cases from Mohave county.

Top 10 Information Call Substances

Substance	Number
Analgesics	15
Antihistamines	18
Sedative/Hypnotic/Antipsychotic	10
Anticonvulsants	10
Antimicrobials	9
Cardiovascular Drugs	7
Stimulants and Street Drugs	5
Household Cleaning Substance	4
Miscellaneous Drugs	3
Electrolytes and Minerals	3

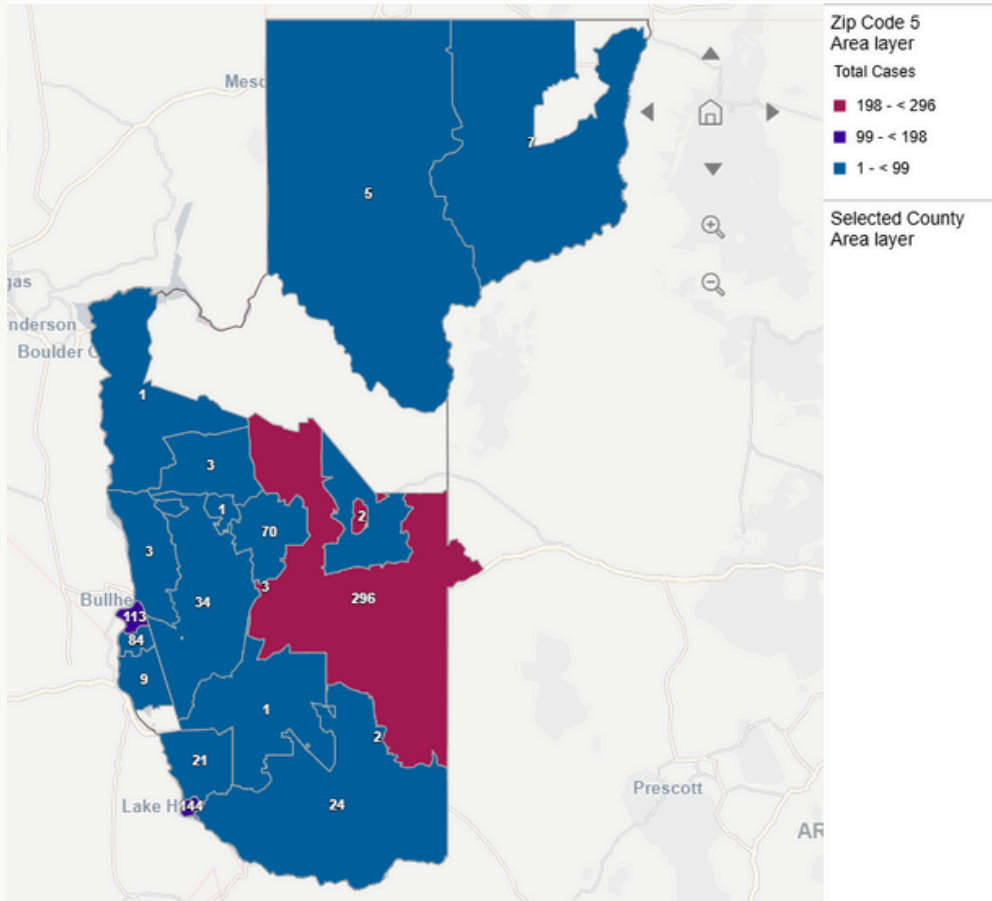
Breakdown of Cases by Caller Site



CASES BY MAP/ZIP CODE



Zip Code Map of All Calls this Year



Zip Code Table of All calls this Year

Country	County	Zip Code 5	Total Cases	% of Cases
Totals			823	100.00%
United States	Mohave	86409	70	8.51%
United States	Mohave	86413	34	4.13%
United States	Mohave	86406	24	2.92%
United States	Mohave	86404	21	2.55%
United States	Mohave	86440	9	1.09%
United States	Mohave	86021	7	0.85%
United States	Mohave	86432	5	0.61%
United States	Mohave	86402	3	0.36%
United States	Mohave	86429	3	0.36%
United States	Mohave	86441	3	0.36%
United States	Mohave	85360	2	0.24%
United States	Mohave	86411	2	0.24%
United States	Mohave	86431	1	0.12%
United States	Mohave	86438	1	0.12%
United States	Mohave	86445	1	0.12%