

2024 SUMMARY: GREENLEE COUNTY

Arizona Poison and Drug
Information Center



*Data Retrieved via the National
Poison Data System*



ARIZONA
Poison and Drug
Information Center



 1-800-222-1222

YEAR IN REVIEW

TOTAL CASES	✦	105
HCF CASES	✦	25

Top 10 Exposure Substances

Substance	Number / Percent
Analgesics	12 / 12.24%
Antihistamines	5 / 5.10%
Pesticides	5 / 5.10%
Topical Preparations	5 / 5.10%
Household Cleaning Substances	5 / 5.10%
Cosmetics/Personal Care Products	5 / 5.10%
Bites & Envenomations	5 / 5.10%
Fire Extinguishers	5 / 5.10%
Gastrointestinal Preparations	4 / 4.08%
Chemicals	4 / 4.08%

Top 10 Information Case Substances

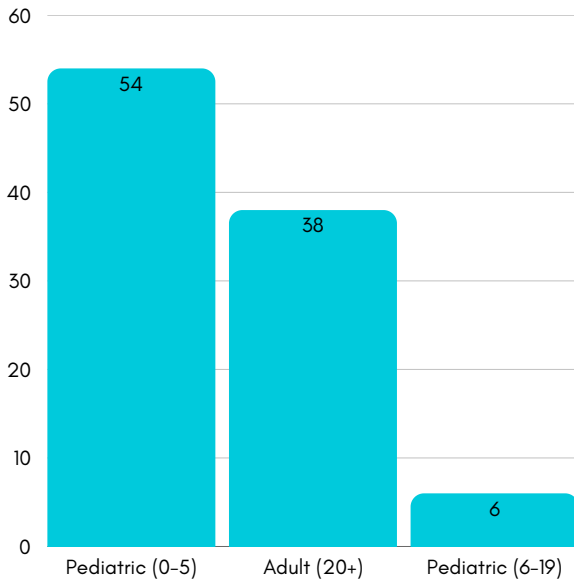
**only 4 total, some overlap*

Substance	Number / Percent
Sedative/Hypnotics/Antipsychotics	1 / 25%
Household Cleaning Substances	1 / 25%
Analgesics	1 / 25%
Hormones & Hormone Antagonists	1 / 25%
Batteries	1 / 25%
Diuretics	1 / 25%

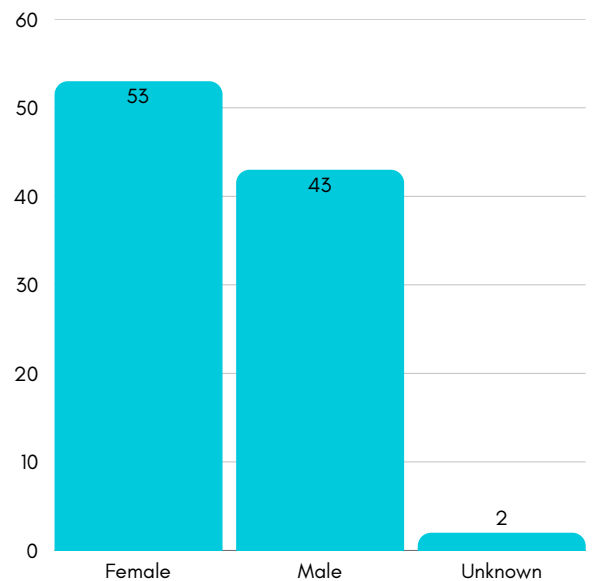
*Information cases are non-exposure, meaning they are cases in which callers reached out to the poison center requesting more information on a specific substance/item/etc.

EXPOSURES BY AGE & GENDER

Pediatric vs. Adult



Gender



Top 10 Adult (20+) Substances

Fire Extinguishers.....	5
Antihistamines.....	3
Chemicals.....	3
Industrial Cleaners.....	3
Analgesics.....	3
Cardiovascular Drugs.....	3
Bites & Envenomations.....	3
Fumes/Gases/Vapors.....	3
Household Cleaning.....	2
Substances	
Alcohols.....	2

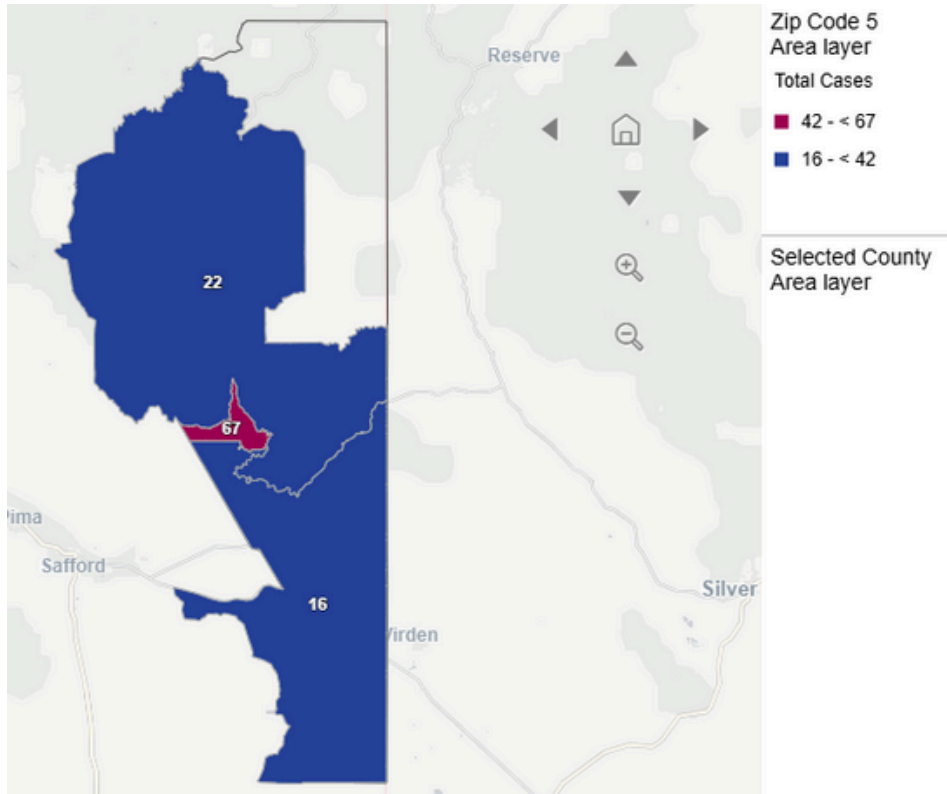
Top 10 Pediatric (6-19) Substances

Bites & Envenomations.....	2
Antihistamines.....	1
Chemicals.....	1
Foreign Bodies/Toys/Misc.....	1
Antidepressants.....	1

Top 10 Child (0-5) Substances

Analgesics.....	9
Topical Preparations.....	5
Pesticides.....	4
Cosmetics/Personal.....	4
Care Products	
Gastrointestinal Preparations.....	3
Household Cleaning.....	3
Substances	
Vitamins.....	3
Foreign Bodies/Toys/Misc.....	3
Deodorizers.....	3
Electrolytes & Minerals.....	2

CASES BY MAP/ZIP CODE



Cases by Map

Country	County	Zip Code 5	Total Cases	% of Cases
Totals			105	100.00%
United States	Greenlee	85540	67	63.81%
United States	Greenlee	85533	22	20.95%
United States	Greenlee	85534	16	15.24%

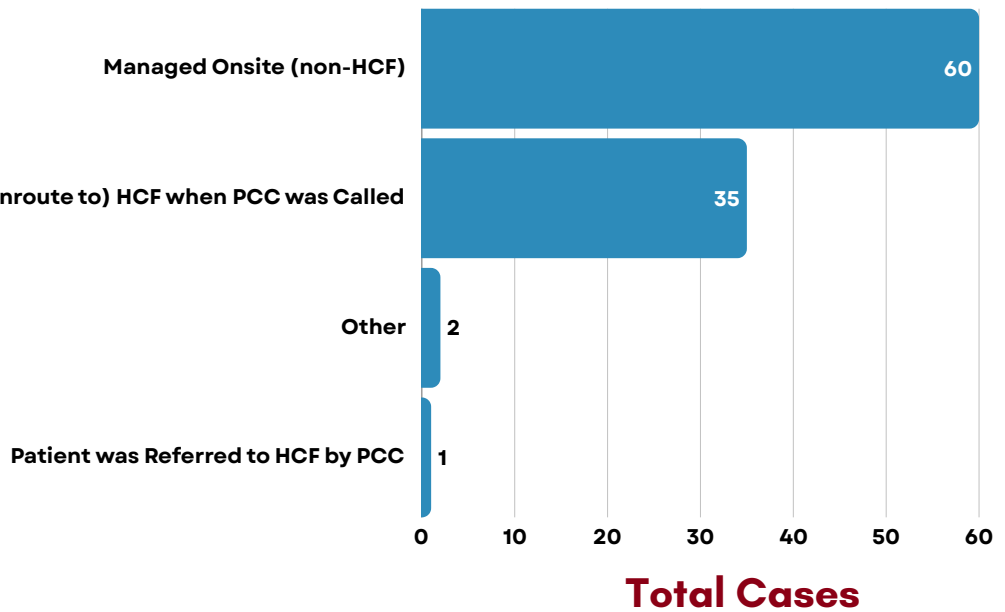
Cases by Zip Code

MANAGEMENT & CALLER SITE

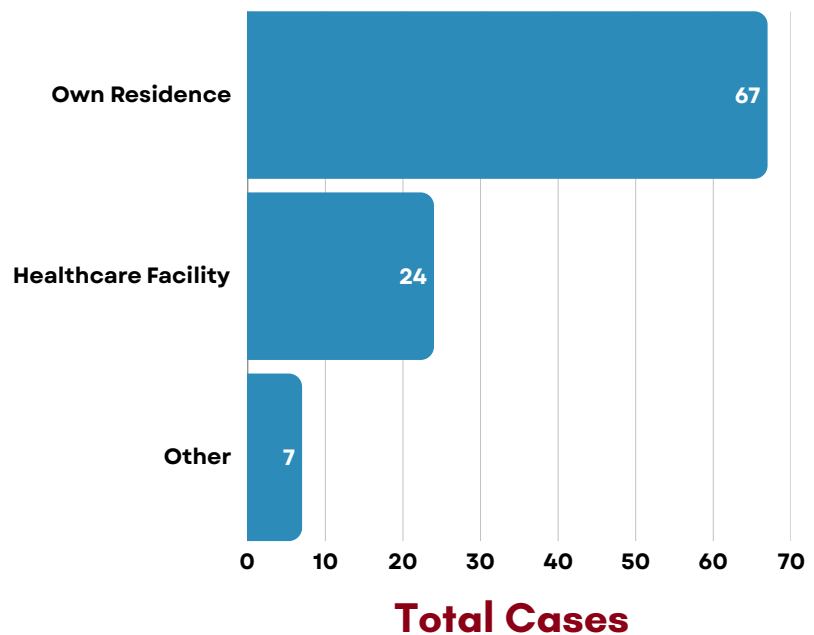


Managing cases safely at home saves millions of dollars in unnecessary health care costs compared with managing patients in a healthcare facility (HCF). This allows for more efficient and effective use of limited health care resources. Often times, poison center staff advise that exposures can be safely treated at home, saving Arizona residents a trip to the hospital.

Management Site



Caller Site

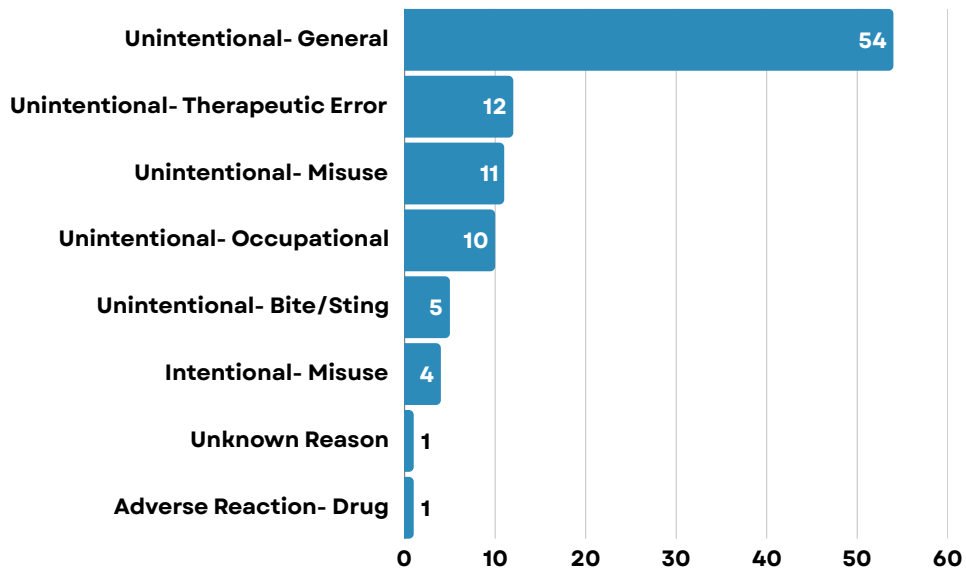


CIRCUMSTANCE & ROUTE OF EXPOSURE



Most cases managed by the Arizona Poison Center are a result of an accidental exposure. This page breaks down the reason behind Greenlee County exposures for 2024, leaving out information cases.

Top 10 Reasons for Exposure



UNINTENTIONAL <ul style="list-style-type: none"> • 92 total 	UNINTENTIONAL EXPOSURES: <ul style="list-style-type: none"> • <u>*general misuse of products</u> • environmental • bites & stings • therapeutic errors • food poisoning
INTENTIONAL <ul style="list-style-type: none"> • 4 total 	INTENTIONAL EXPOSURES: <ul style="list-style-type: none"> • <u>*misuse</u> • abuse • suspected suicide
INFORMATION CASE <ul style="list-style-type: none"> • 4 total 	REQUESTING INFORMATION ON: <ul style="list-style-type: none"> • medications • chemicals • other substances



TOP 5 ROUTES OF EXPOSURE:

