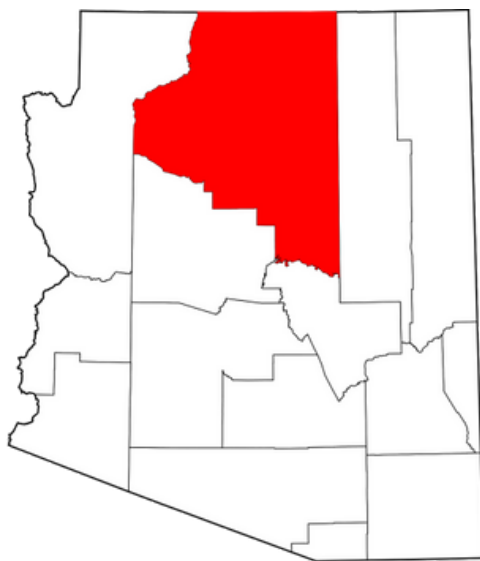


2024 SUMMARY: COCONINO COUNTY

Arizona Poison and Drug
Information Center



*Data Retrieved via the National
Poison Data System*



ARIZONA
Poison and Drug
Information Center



 1-800-222-1222

YEAR IN REVIEW

| | | |
|--------------------|---|--------------|
| TOTAL CASES | ◆ | 1,024 |
| HCF CASES | ◆ | 331 |

Top 10 Exposure Substances

| Substance | Number / Percent |
|-----------------------------------|------------------|
| Analgesics | 91 / 14.17% |
| Alcohols | 72 / 11.21% |
| Antidepressants | 62 / 9.66% |
| Antihistamines | 45 / 7.01% |
| Household Cleaning Substances | 42 / 6.54% |
| Anticonvulsants | 42 / 6.54% |
| Sedative/Hypnotics/Antipsychotics | 41 / 6.39% |
| Cardiovascular Drugs | 38 / 5.92% |
| Cosmetics/Personal Care Products | 31 / 4.83% |
| Stimulants & Street Drugs | 26 / 4.05% |

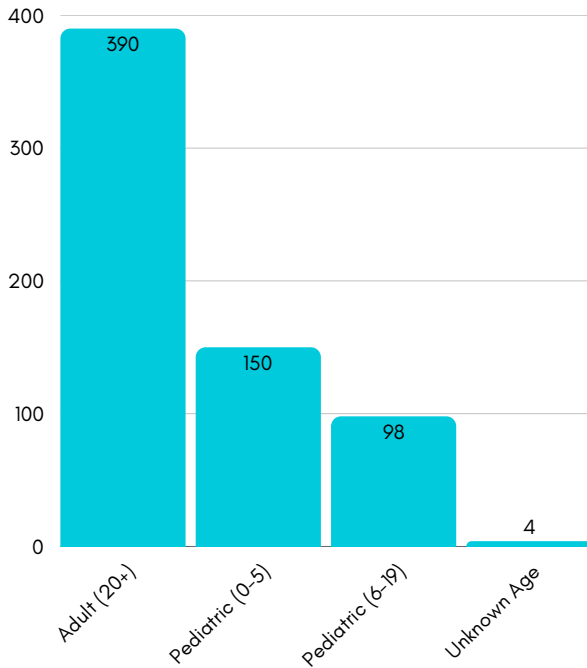
Top 10 Information Case Substances

| Substance | Number / Percent |
|-----------------------------------|------------------|
| Anticonvulsants | 73 / 19.62% |
| Sedative/Hypnotics/Antipsychotics | 69 / 18.55% |
| Antidepressants | 49 / 13.17% |
| Gastrointestinal Preparations | 47 / 12.63% |
| Hormones & Hormone Antagonists | 46 / 12.37% |
| Cardiovascular Drugs | 43 / 11.56% |
| Antimicrobials | 38 / 10.22% |
| Antihistamines | 35 / 9.41% |
| Vitamins | 27 / 7.26% |
| Electrolytes & Minerals | 26 / 6.99% |

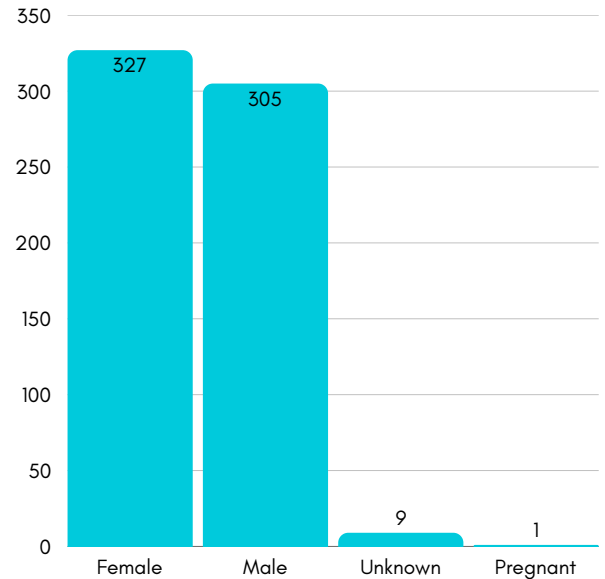
*Information cases are non-exposure, meaning they are cases in which people called the poison center requesting more information on a specific substance/item/etc.

EXPOSURES BY AGE & GENDER

Pediatric vs. Adult



Gender



Top 10 Adult (20+) Substances

| | |
|---------------------------|----|
| Alcohols..... | 62 |
| Analgesics..... | 56 |
| Antidepressants..... | 49 |
| Anticonvulsants..... | 33 |
| Sedative/Hypnotics/..... | 32 |
| Antipsychotics | |
| Cardiovascular Drugs..... | 31 |
| Antihistamines..... | 27 |
| Hormones & Hormone..... | 19 |
| Antagonists | |
| Chemicals..... | 18 |
| Cosmetics/Personal..... | 17 |
| Care Products | |

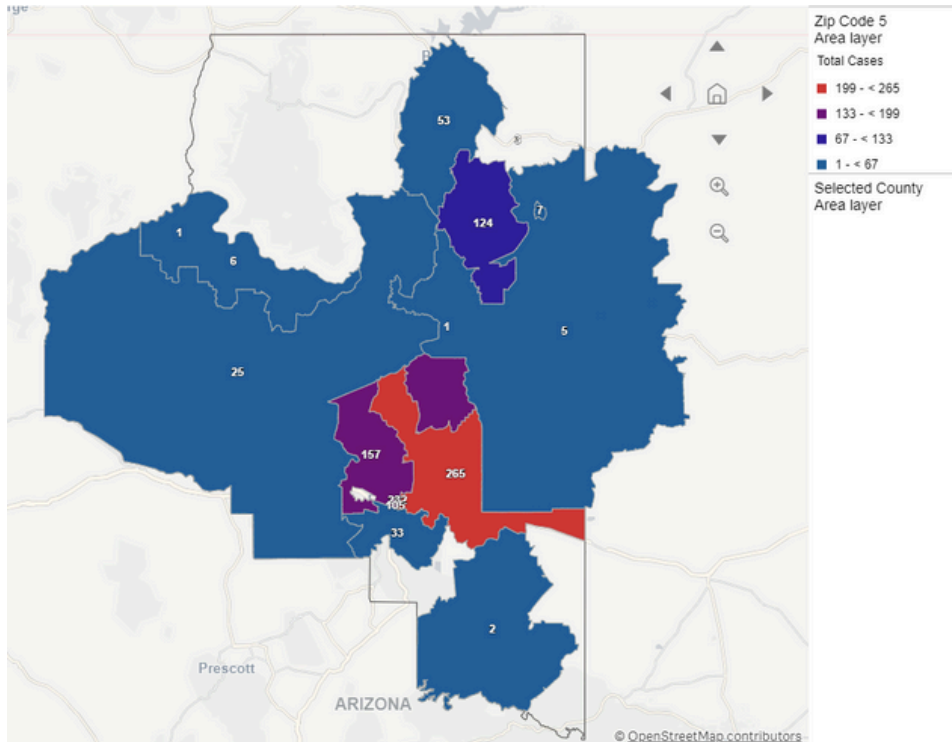
Top 10 Pediatric (6-19) Substances

| | |
|--------------------------------|----|
| Analgesics..... | 21 |
| Antihistamines..... | 13 |
| Antidepressants..... | 13 |
| Stimulants & Street Drugs..... | 8 |
| Anticonvulsants..... | 8 |
| Alcohols..... | 7 |
| Sedative/Hypnotics/..... | 6 |
| Antipsychotics | |
| Cold & Cough Preparations..... | 6 |
| Household Cleaning..... | 5 |
| Substances | |
| Cardiovascular Drugs..... | 4 |

Top 10 Child (0-5) Substances

| | |
|----------------------------------|----|
| Household Cleaning..... | 24 |
| Substances | |
| Analgesics..... | 14 |
| Foreign Bodies/Toys/..... | 13 |
| Misc. | |
| Cosmetics/Personal Care..... | 12 |
| Products | |
| Arts/Crafts/Office Supplies..... | 8 |
| Dietary Supplements/..... | 8 |
| Herbals/Homeopathic | |
| Stimulants & Street Drugs..... | 7 |
| Vitamins..... | 7 |
| Antihistamines..... | 5 |
| Topical Preparations..... | 4 |

CASES BY MAP/ZIP CODE



Cases by Map

| Country | County | Zip Code 5 | Total Cases | % of Cases |
|---------------|----------|------------|--------------|----------------|
| Totals | | | 1,024 | 100.00% |
| United States | Coconino | 86004 | 265 | 25.88% |
| United States | Coconino | 86003 | 232 | 22.66% |
| United States | Coconino | 86001 | 157 | 15.33% |
| United States | Coconino | 86045 | 124 | 12.11% |
| United States | Coconino | 86011 | 105 | 10.25% |
| United States | Coconino | 86040 | 53 | 5.18% |
| United States | Coconino | 86005 | 33 | 3.22% |
| United States | Coconino | 86046 | 25 | 2.44% |
| United States | Coconino | 86044 | 7 | 0.68% |
| United States | Coconino | 86023 | 6 | 0.59% |
| United States | Coconino | 86002 | 5 | 0.49% |
| United States | Coconino | 86035 | 5 | 0.49% |
| United States | Coconino | 86053 | 3 | 0.29% |
| United States | Coconino | 86024 | 2 | 0.20% |
| United States | Coconino | 86020 | 1 | 0.10% |
| United States | Coconino | 86435 | 1 | 0.10% |

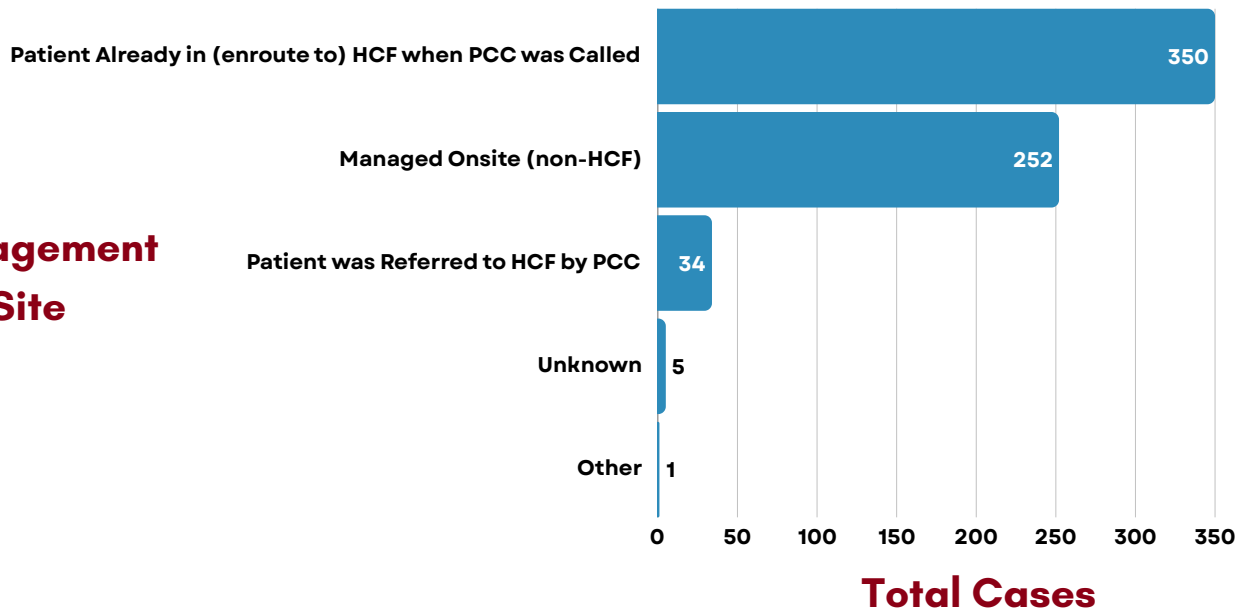
Cases by Zip Code

MANAGEMENT & CALLER SITE

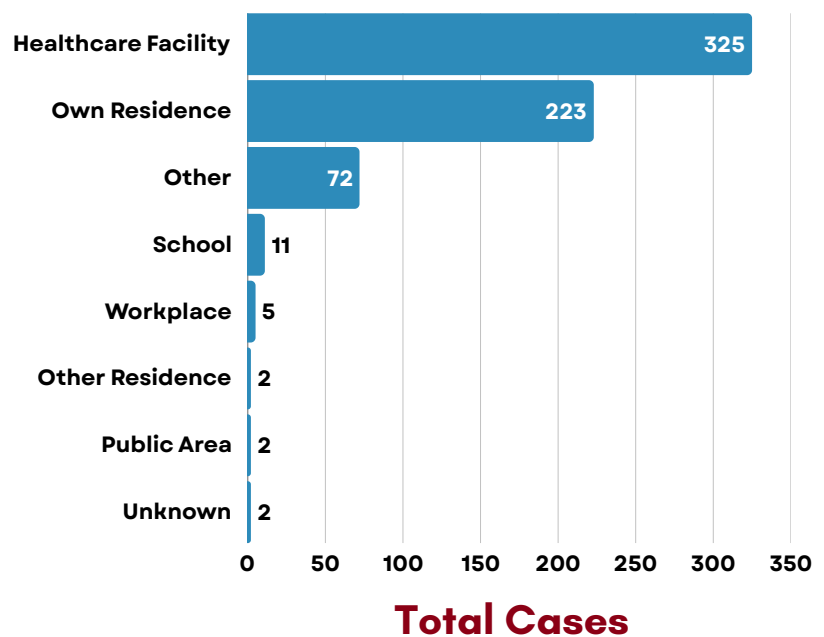


Managing cases safely at home saves millions of dollars in unnecessary health care costs compared with managing patients in a healthcare facility (HCF). This allows for more efficient and effective use of limited health care resources. Often times, poison center staff advise that exposures can be safely treated at home, saving Arizona residents a trip to the hospital.

Management Site



Caller Site

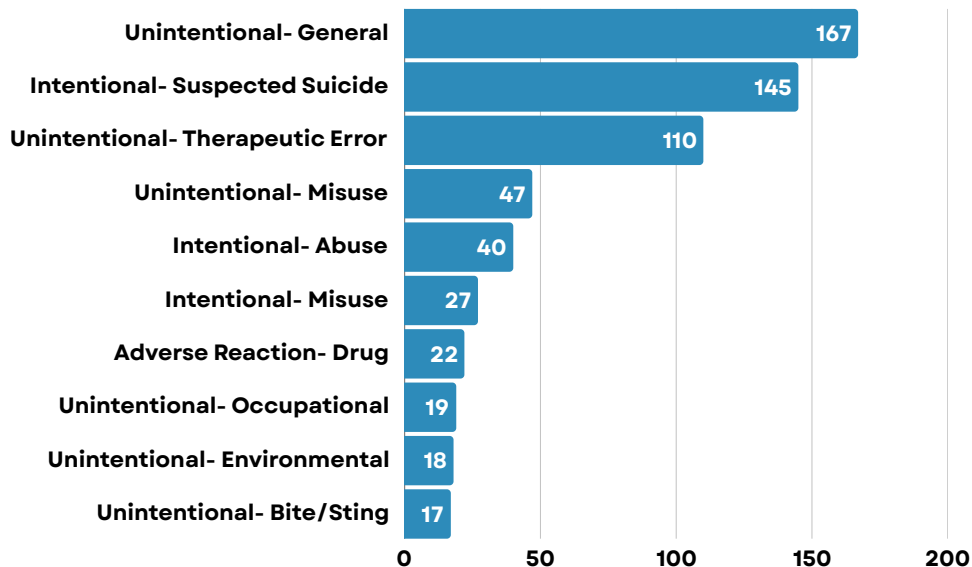


CIRCUMSTANCE & ROUTE OF EXPOSURE



Most cases managed by the Arizona Poison Center are a result of an accidental exposure. This page breaks down the reason behind Coconino County exposures for 2024, leaving out information cases.

Top 10 Reasons for Exposure



| | |
|---|--|
| UNINTENTIONAL <ul style="list-style-type: none"> • 383 total | UNINTENTIONAL EXPOSURES: <ul style="list-style-type: none"> • <u>*general misuse of products</u> • environmental • bites & stings • therapeutic errors • food poisoning |
| INTENTIONAL <ul style="list-style-type: none"> • 217 total | INTENTIONAL EXPOSURES: <ul style="list-style-type: none"> • misuse • abuse • <u>*suspected suicide</u> |
| INFORMATION CASE <ul style="list-style-type: none"> • 372 | REQUESTING INFORMATION ON: <ul style="list-style-type: none"> • medications • chemicals • other substances |



TOP 5 ROUTES OF EXPOSURE:

