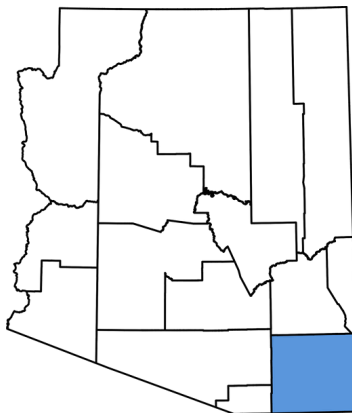


2024 SUMMARY: COCHISE COUNTY

Arizona Poison and Drug
Information Center



*Data Retrieved via the National
Poison Data System*



ARIZONA
Poison and Drug
Information Center



 1-800-222-1222

YEAR IN REVIEW

TOTAL CASES	◆	999
HCF CASES	◆	261

Top 10 Exposure Substances

Substance	Number / Percent
Analgesics	113 / 12.90%
Bites & Envenomations	93 / 10.62%
Antidepressants	58 / 6.62%
Household Cleaning Substances	52 / 5.94%
Cardiovascular Drugs	52 / 5.94%
Antihistamines	48 / 5.48%
Sedative/Hypnotics/Antipsychotic	43 / 4.91%
Pesticides	38 / 4.34%
Foreign Bodies/Toys/Misc.	38 / 4.34%
Cosmetics/Personal Care Products	36 / 4.11%

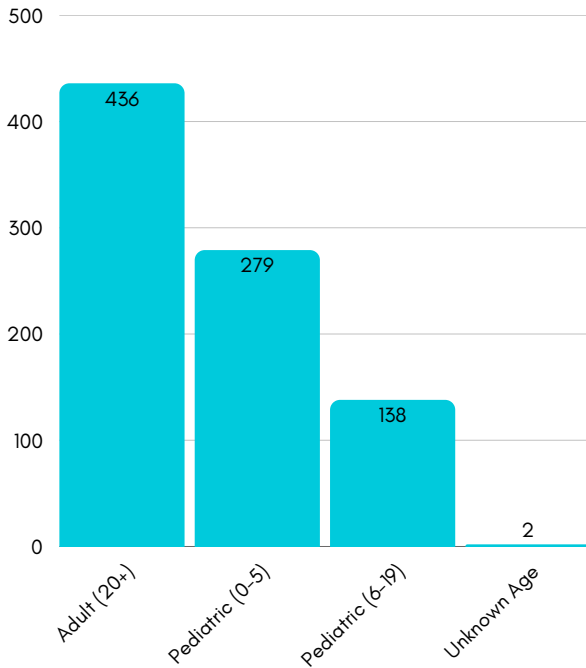
Top 10 Information Case Substances

Substance	Number / Percent
Not Specified	30 / 24.39%
Antimicrobials	25 / 20.33%
Analgesics	18 / 14.63%
Antihistamines	14 / 11.38%
Cardiovascular Drugs	12 / 9.76%
Gastrointestinal Preparations	10 / 8.13%
Hormones & Hormone Antagonists	10 / 8.13%
Antidepressants	8 / 6.50%
Vitamins	6 / 4.88%
Cold and Cough Preparations	6 / 4.88%

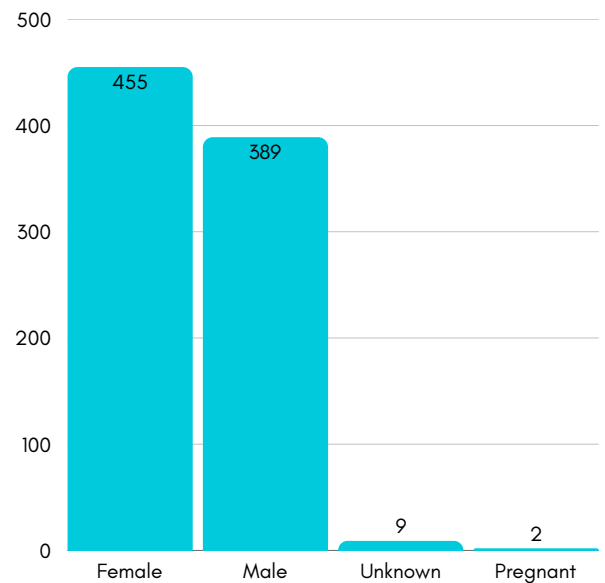
*Information cases are non-exposure, meaning they are cases in which callers reached out to the poison center requesting more information on a specific substance/item/etc.

EXPOSURES BY AGE & GENDER

Pediatric vs. Adult



Gender



Top 10 Adult (20+) Substances

Bites & Envenomations.....	75
Analgesics.....	60
Cardiovascular Drugs.....	40
Sedative/Hypnotics/.....	39
Antipsychotics	
Antidepressants.....	32
Alcohols.....	29
Antihistamines.....	25
Pesticides.....	23
Hormones & Hormone.....	22
Antagonists	
Household Cleaning.....	18
Substances	

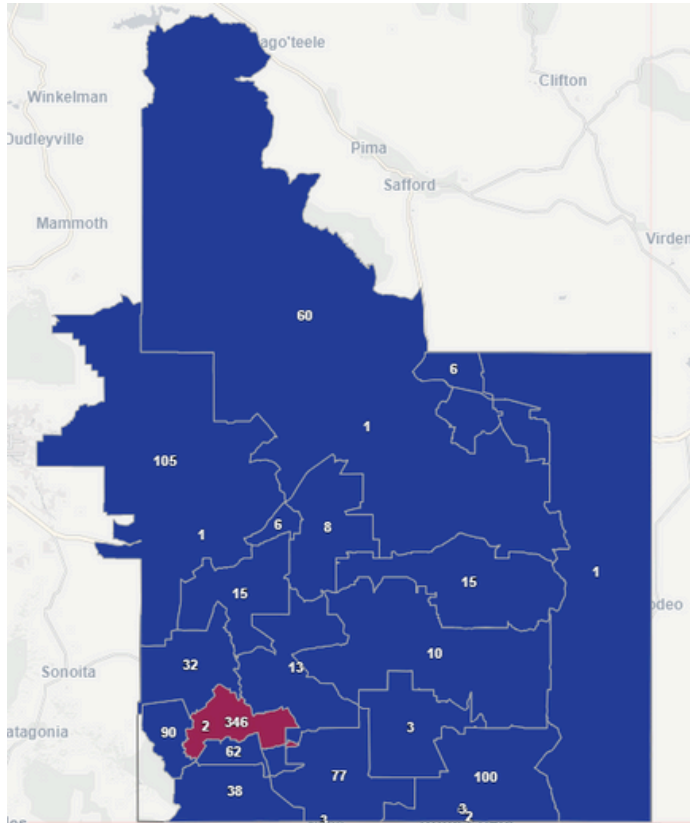
Top 10 Pediatric (6-19) Substances

Analgesics.....	25
Antidepressants.....	19
Antihistamines.....	11
Bites & Envenomations.....	11
Antimicrobials.....	8
Foreign Bodies/Toys/.....	8
Misc.	
Cosmetics/Personal.....	7
Care Products	
Misc. Foods.....	7
Stimulants & Street Drugs.....	6
Dietary Supplements/.....	6
Herbals/Homeopathic	

Top 10 Child (0-5) Substances

Household Cleaning.....	32
Substances	
Analgesics.....	26
Foreign Bodies/Toys/.....	25
Misc.	
Cosmetics/Personal Care.....	24
Products	
Dietary Supplements/.....	19
Herbals/Homeopathic	
Vitamins.....	13
Antihistamines.....	12
Plants.....	10
Hormones & Hormone.....	10
Antagonists	

CASES BY MAP/ZIP CODE



Cases by Map

Country	Q	County	Q	Zip Code 5	Q	Total Cases	% of Cases
Totals						999	100.00%
United States		Cochise		85635		346	34.63%
United States		Cochise		85602		105	10.51%
United States		Cochise		85607		100	10.01%
United States		Cochise		85613		90	9.01%
United States		Cochise		85603		77	7.71%
United States		Cochise		85650		62	6.21%
United States		Cochise		85643		60	6.01%
United States		Cochise		85615		38	3.80%
United States		Cochise		85616		32	3.20%
United States		Cochise		85625		15	1.50%
United States		Cochise		85630		15	1.50%
United States		Cochise		85638		13	1.30%
United States		Cochise		85610		10	1.00%
United States		Cochise		85606		8	0.80%
United States		Cochise		85605		6	0.60%
United States		Cochise		85609		6	0.60%
United States		Cochise		85617		3	0.30%
United States		Cochise		85620		3	0.30%
United States		Cochise		85626		3	0.30%
United States		Cochise		85636		2	0.20%
United States		Cochise		85655		2	0.20%
United States		Cochise		85627		1	0.10%
United States		Cochise		85632		1	0.10%
United States		Cochise		85644		1	0.10%

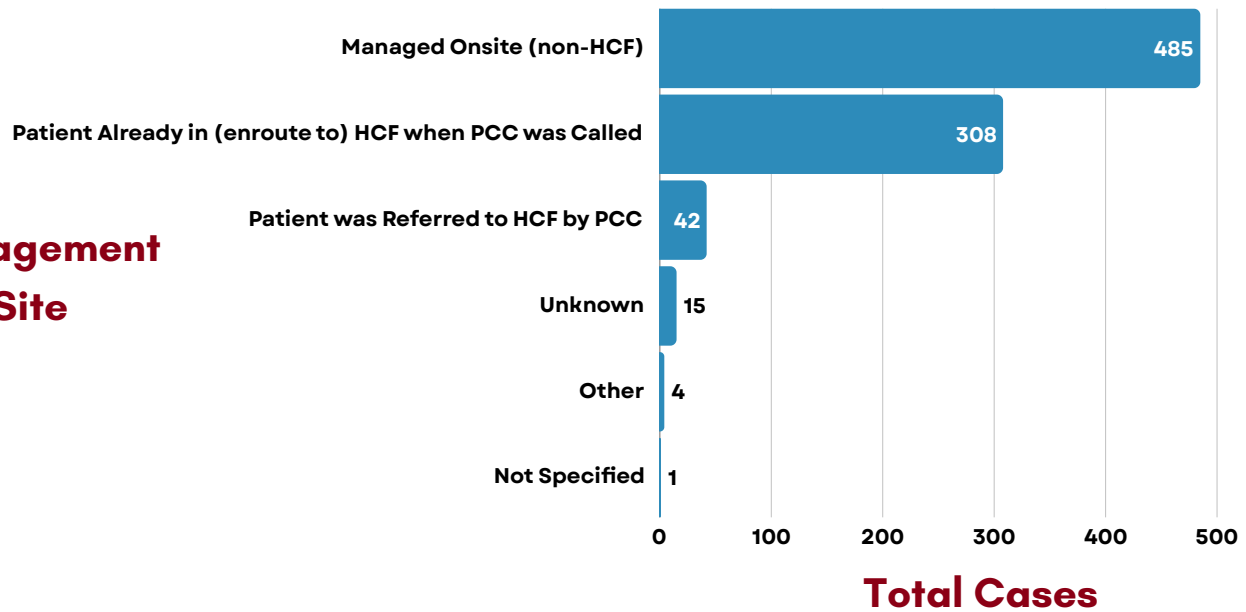
Cases by Zip Code

MANAGEMENT & CALLER SITE

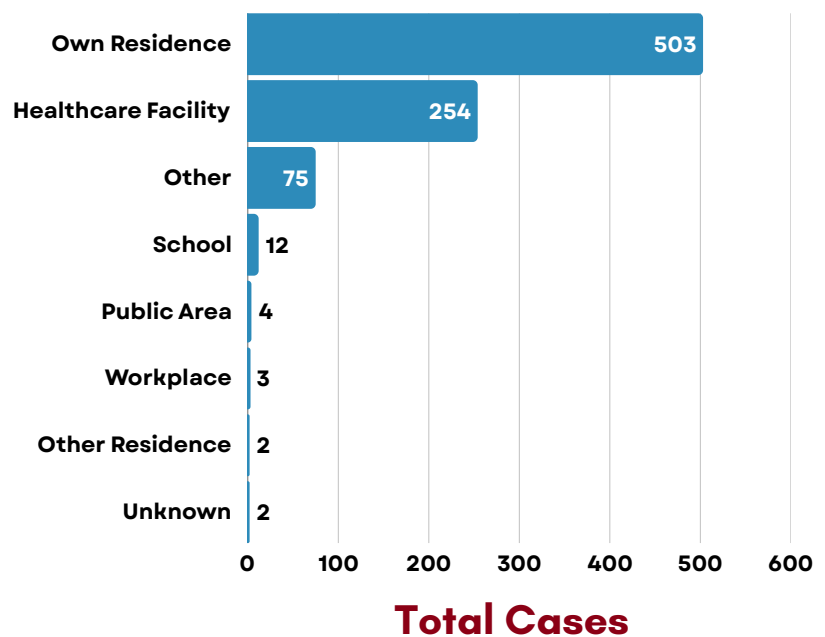


Managing cases safely at home saves millions of dollars in unnecessary health care costs compared with managing patients in a healthcare facility (HCF). This allows for more efficient and effective use of limited health care resources. Often times, poison center staff advise that exposures can be safely treated at home, saving Arizona residents a trip to the hospital.

Management Site



Caller Site

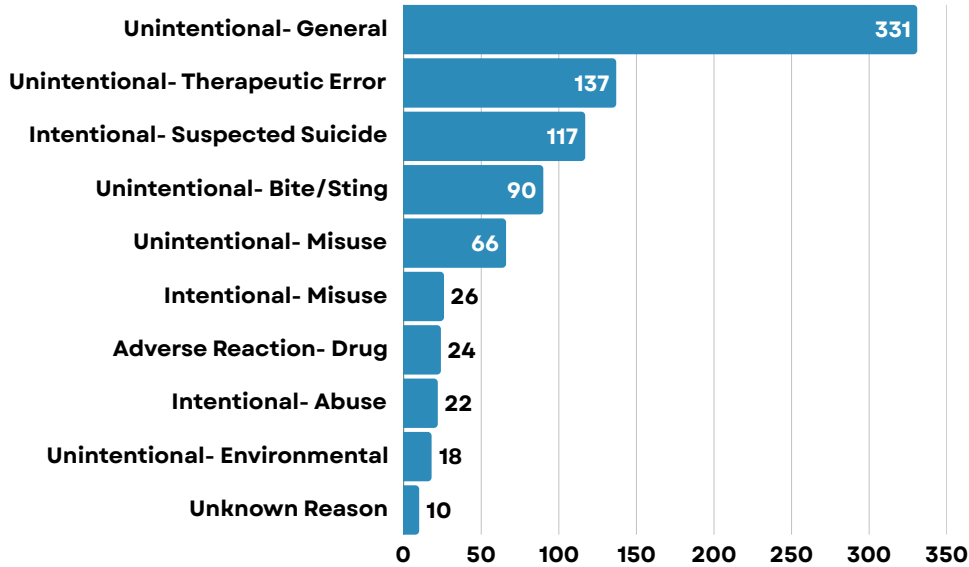


CIRCUMSTANCE & ROUTE OF EXPOSURE



Most cases managed by the Arizona Poison Center are a result of an accidental exposure. This page breaks down the reason behind Cochise exposures for 2024, leaving out information cases.

Top 10 Reasons for Exposure



UNINTENTIONAL <ul style="list-style-type: none"> • 639 total 	UNINTENTIONAL EXPOSURES: <ul style="list-style-type: none"> • <u>*general misuse of products</u> • environmental • bites & stings • therapeutic errors • food poisoning
INTENTIONAL <ul style="list-style-type: none"> • 170 total 	INTENTIONAL EXPOSURES: <ul style="list-style-type: none"> • misuse • abuse • <u>*suspected suicide</u>
INFORMATION CASE <ul style="list-style-type: none"> • 111 total 	REQUESTING INFORMATION ON: <ul style="list-style-type: none"> • medications • chemicals • other substances



TOP 5 ROUTES OF EXPOSURE:

