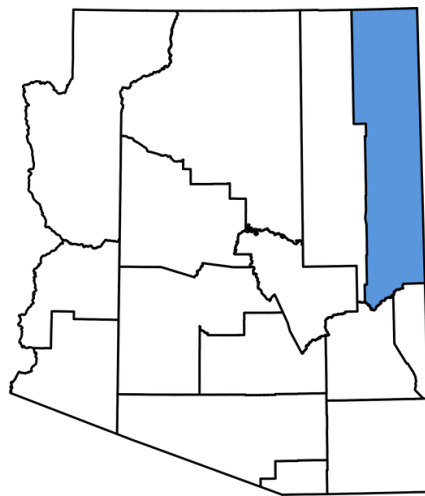


2024 SUMMARY: APACHE COUNTY

Arizona Poison and Drug
Information Center



*Data Retrieved via the National
Poison Data System*



ARIZONA
Poison and Drug
Information Center



 1-800-222-1222

YEAR IN REVIEW

TOTAL CASES	◆	387
HCF CASES	◆	260

Top 10 Exposure Substances

Substance	Number / Percent
Alcohols	78 / 22.67%
Analgesics	55 / 15.99%
Cosmetics/Personal Care Products	38 / 11.05%
Household Cleaning Substances	22 / 6.40%
Antihistamines	18 / 5.23%
Cardiovascular Drugs	16 / 4.65%
Antidepressants	15 / 4.36%
Foreign Bodies/Toys/Misc.	14 / 4.07%
Anticonvulsants	14 / 4.07%
Other/Unknown Nondrug Substances	10 / 2.91%

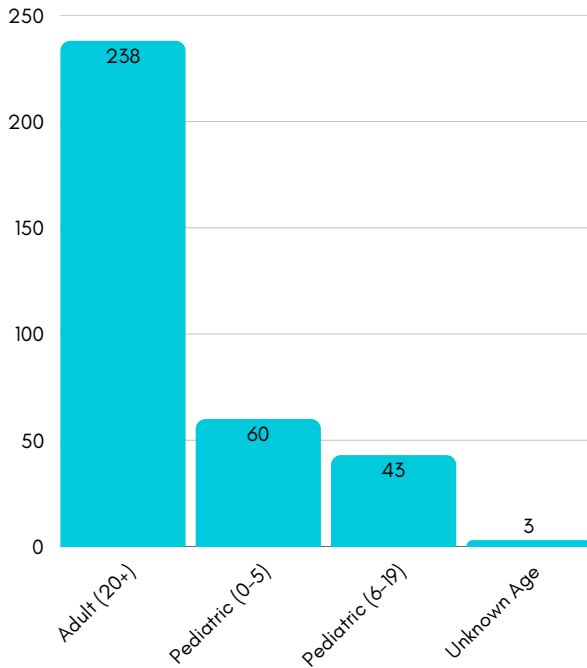
Top 10 Information Case Substances

Substance	Number / Percent
Electrolytes & Minerals	6 / 14.29%
Not Specified	6 / 14.29%
Antimicrobials	5 / 11.90%
Analgesics	5 / 11.90%
Anticonvulsants	5 / 11.90%
Gastrointestinal Preparations	4 / 9.52%
Muscle Relaxants	3 / 7.14%
Misc. Foods	3 / 7.14%
Sedative/Hypnotics/Antipsychotics	2 / 4.76%
Antidepressants	2 / 4.76%

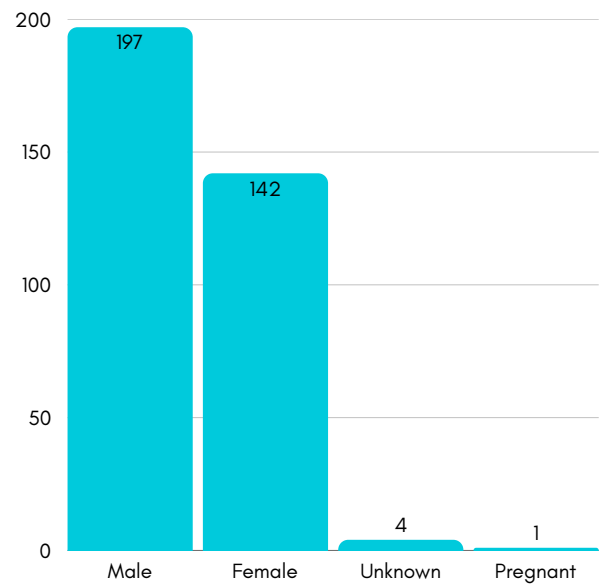
*Information cases are non-exposure, meaning they are cases in which callers reached out to the poison center requesting more information on a specific substance/item/etc.

EXPOSURES BY AGE & GENDER

Pediatric vs. Adult



Gender



Top 10 Adult (20+) Substances

Alcohols.....	73
Analgesics.....	38
Cosmetics/Personal Care.....	35
Products	
Household Cleaning.....	16
Substances	
Antihistamines.....	13
Cardiovascular Drugs.....	13
Anticonvulsants.....	11
Antidepressants.....	10
Stimulants & Street Drugs.....	7
Sedative/Hypnotics/.....	7
Antipsychotics	

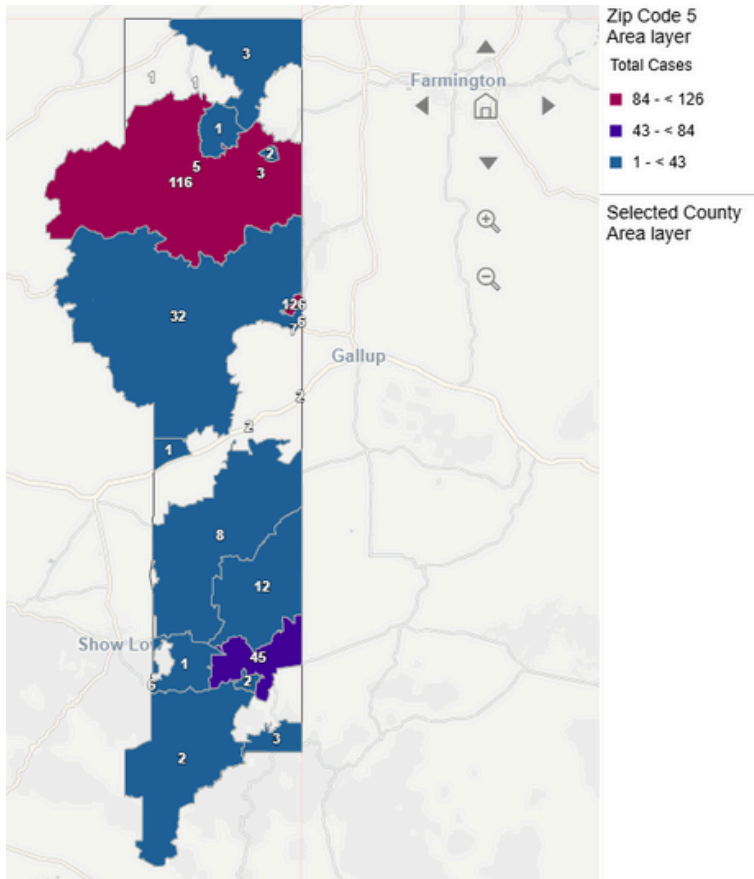
Top 10 Pediatric (6-19) Substances

Analgesics.....	8
Foreign Bodies/Toys/Misc.....	6
Other/Unknown.....	5
Non-Drug Substances	
Antidepressants.....	4
Alcohols.....	3
Dietary Supplements/.....	3
Herbals/Homeopathic	
Stimulants & Street Drugs.....	2
Household Cleaning.....	2
Substances	
Cardiovascular Drugs.....	2
Batteries.....	2

Top 10 Child (0-5) Substances

Analgesics.....	9
Foreign Bodies/Toys/Misc.....	6
Topical Preparations.....	5
Antihistamines.....	4
Household Cleaning.....	4
Substances	
Vitamins.....	4
Anticonvulsants.....	3
Dietary Supplements/.....	3
Herbals/Homeopathic	
Anesthetics.....	2
Pesticides.....	2

CASES BY MAP/ZIP CODE



Cases by Map

Country	County	Zip Code 5	Total Cases	% of Cases
Totals			387	100.00%
United States	Apache	86504	126	32.56%
United States	Apache	86503	116	29.97%
United States	Apache	85938	45	11.63%
United States	Apache	86505	32	8.27%
United States	Apache	85936	12	3.10%
United States	Apache	85924	8	2.07%
United States	Apache	86511	7	1.81%
United States	Apache	85930	6	1.55%
United States	Apache	86515	6	1.55%
United States	Apache	86538	5	1.29%
United States	Apache	85920	3	0.78%
United States	Apache	86514	3	0.78%
United States	Apache	86556	3	0.78%
United States	Apache	85925	2	0.52%
United States	Apache	85927	2	0.52%
United States	Apache	86507	2	0.52%
United States	Apache	86508	2	0.52%
United States	Apache	86512	2	0.52%
United States	Apache	85940	1	0.26%
United States	Apache	86028	1	0.26%
United States	Apache	86535	1	0.26%
United States	Apache	86545	1	0.26%
United States	Apache	86547	1	0.26%

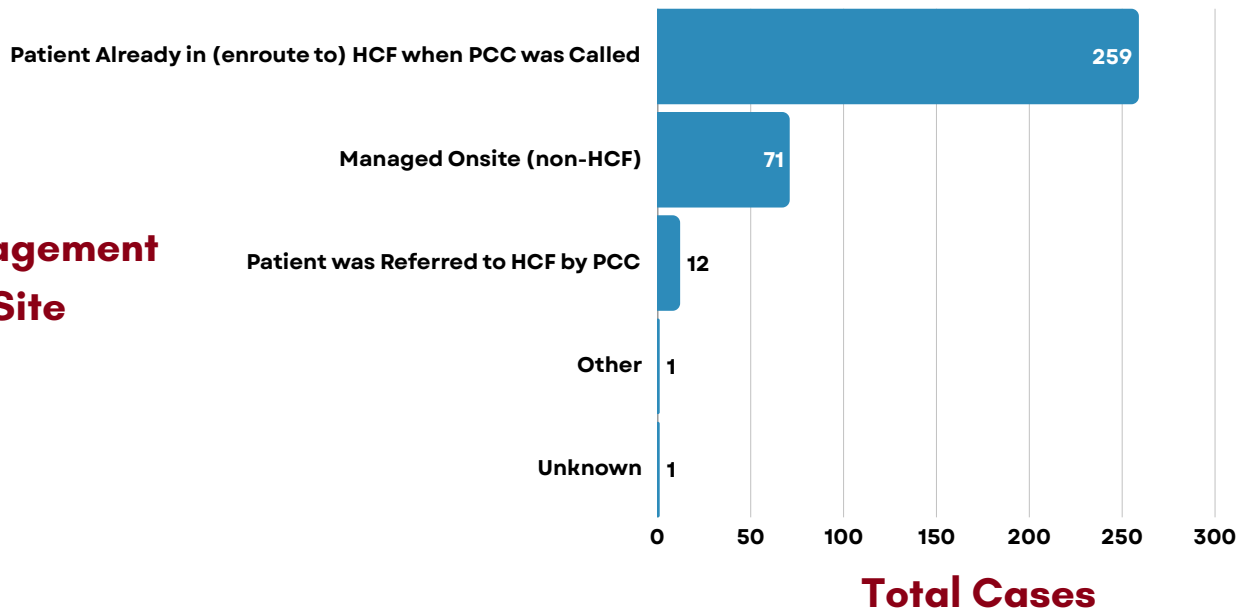
Cases by Zip Code

MANAGEMENT & CALLER SITE

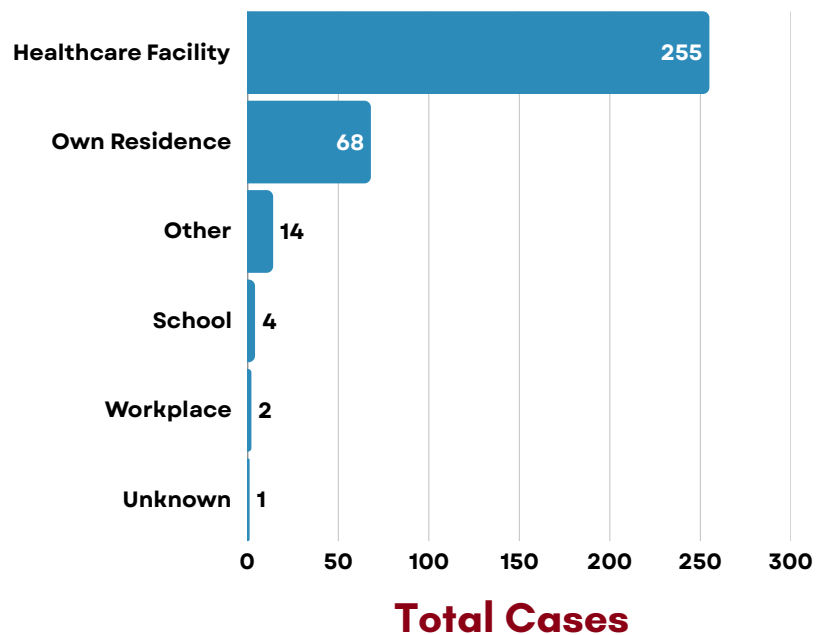


Managing cases safely at home saves millions of dollars in unnecessary health care costs compared with managing patients in a healthcare facility (HCF). This allows for more efficient and effective use of limited health care resources. Often times, poison center staff advise that exposures can be safely treated at home, saving Arizona residents a trip to the hospital.

Management Site



Caller Site

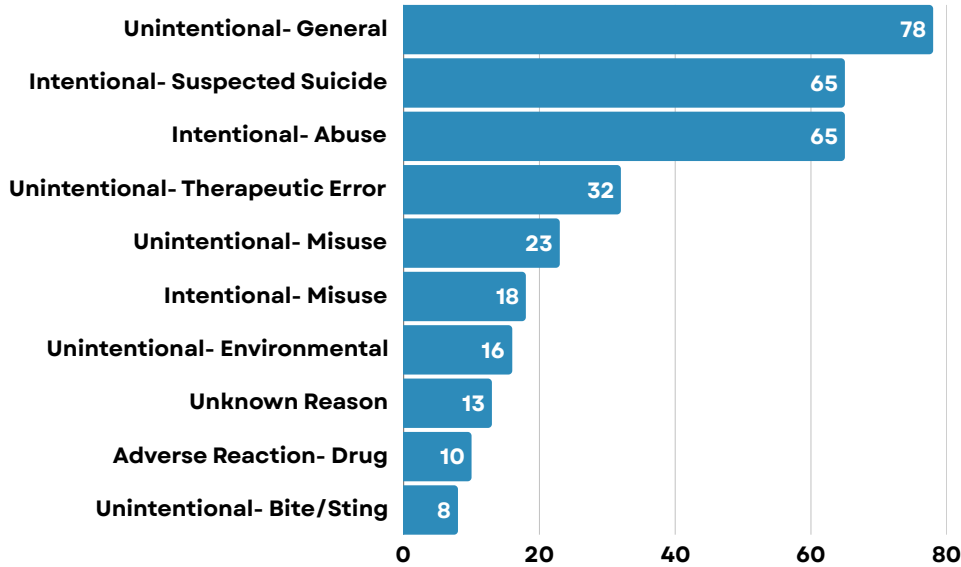


CIRCUMSTANCE & ROUTE OF EXPOSURE



Most cases managed by the Arizona Poison Center are a result of an accidental exposure. This page breaks down the reason behind Apache County exposures for 2024, leaving out information cases.

Top 10 Reasons for Exposure



UNINTENTIONAL <ul style="list-style-type: none"> • 163 total 	UNINTENTIONAL EXPOSURES: <ul style="list-style-type: none"> • <u>*general misuse of products</u> • environmental • bites & stings • therapeutic errors • food poisoning
INTENTIONAL <ul style="list-style-type: none"> • 152 total 	INTENTIONAL EXPOSURES: <ul style="list-style-type: none"> • misuse • abuse • <u>*suspected suicide</u>
INFORMATION CASE <ul style="list-style-type: none"> • 42 total 	REQUESTING INFORMATION ON: <ul style="list-style-type: none"> • medications • chemicals • other substances



TOP 5 ROUTES OF EXPOSURE:

