


Annual Report

2024



ARIZONA
Poison and Drug
Information Center



 1-800-222-1222

70 YEARS OF SERVICE



www.azpoison.com

A YEAR IN REVIEW

2024



Welcome to the 2024 Arizona Poison and Drug Information Center (AZPDIC) Annual Report. This report summarizes the activities of the AZPDIC during our 70th year of service.

The following report will summarize 2024 activities, publications, and data that support our goals of statewide poisoning prevention, public and patient education, and research.

Our phones are answered by specially trained and certified pharmacists who are supported by physicians, educators, student pharmacists, technicians, and genetic counselors who are committed to protecting Arizonans in their time of need.

AZPDIC prides itself on providing free, confidential and immediate treatment recommendations for poisonings to the public and healthcare providers 24/7/365.

DIRECTOR'S NOTE


When the boom of household cleaners and other chemical products hit the market in the 1950s, a rise in pediatric poisonings came along with it. Arizona pediatricians, hospital staff, and parents, were increasingly desperate for help and turned to the University of Arizona College of Pharmacy for help. Dr. Albert Picchioni, the founder of the Arizona Poison Control program, led the charge to create a master file of poisons and their treatments. He and his team then developed a database of index cards with everything they learned to distribute to healthcare providers around the state, and with that, our poison center was born.

While life has dramatically changed since 1955, some things have stayed the same including our commitment to protect Arizonans from poisonings. We couldn't do that without our dedicated and highly trained pharmacists, physicians, and health educators whose work you will read all about in this report.

While we've accomplished so much over the last 70 years, what's important is our ability to stay open for another 70. This can't be done without proper awareness of our center's impact on Arizona's residents and healthcare system. We hope that after reading this report, you will have a better understanding of our efforts and that we earn your support for years to come.

Thank you,
Steve Dudley, PharmD, DABAT

PATIENT TESTIMONIALS



“As a community member I think it is important to have resources such as Poison Control for emergency situations.”

- Pima County

“

“In an emergency type of situation or when I have been personally uncomfortable with something for myself or with a family member, it has kept me out of the hospital, kept me informed and helped me to feel comfortable with a plan of care or what to watch out for in those scary types of situations. The Poison Center has provided me with comfort, and I appreciate having the resource and knowing that it is available.” **-Pinal County**

”

“

“The place where we live uses weed killer monthly on the grounds. I was outside with my toddler and she had put rocks in her mouth that were covered with the weed killer. I did not know what to do, I was freaking out. I have not had to call before. The girl who answered the phone was very, very helpful. She had me take some time to see how my daughter was going to react. She did some research and called me back with the info and checked on my daughter. She also called again later in the day to check on her. I have never called before and was nervous about it and what to expect. It was great customer service and I really appreciate you being there for me and calming me down.” **-Pima County**

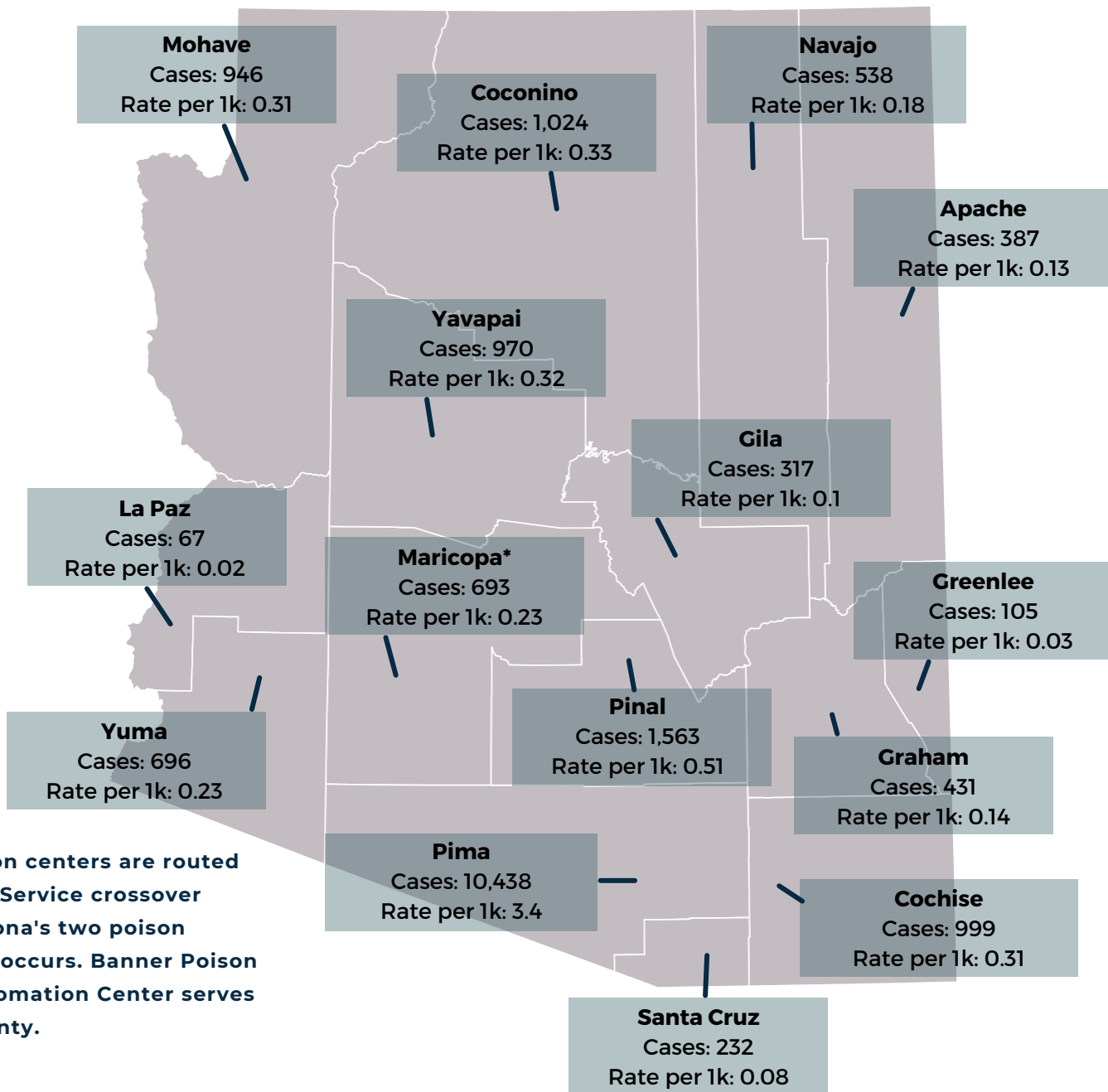

”

“

“Me and my wife accidentally gave our daughter too much medication. We were panicking, googling, doing our own research and it only made things so much worse. That is when we decided to call Arizona Poison Control, the staff was super friendly and amazing. They heard my story and were able to look up other resources and other cases that were similar to what I was experiencing. They gave me tips on how to handle it and how to monitor the situation. It was very comforting, they even reached back out after a couple hours after giving me advice on how to monitor it. They really seemed interested in everything that was going on, asked more questions. Really brought peace of mind to me and my wife. It was late at night, not super late but at that time there were not a lot of people to reach out to.” **-Cochise County**

”

AZ CASES BY COUNTY



*Calls to poison centers are routed by area code. Service crossover between Arizona's two poison centers often occurs. Banner Poison and Drug Information Center serves Maricopa County.

The AZPDIC managed 22,420 cases in 2024, with the month of August experiencing the most cases.

Cases by county include human cases, animal cases, and information requests.

Rate per 1k provides a breakdown of cases per 1,000.

Arizona Cases

Human Cases: 17,356


Animal Cases: 719

Information Cases: 4,334

Unspecified: 1

Out of State Calls: 910

EXPOSURES BY AGE AND GENDER

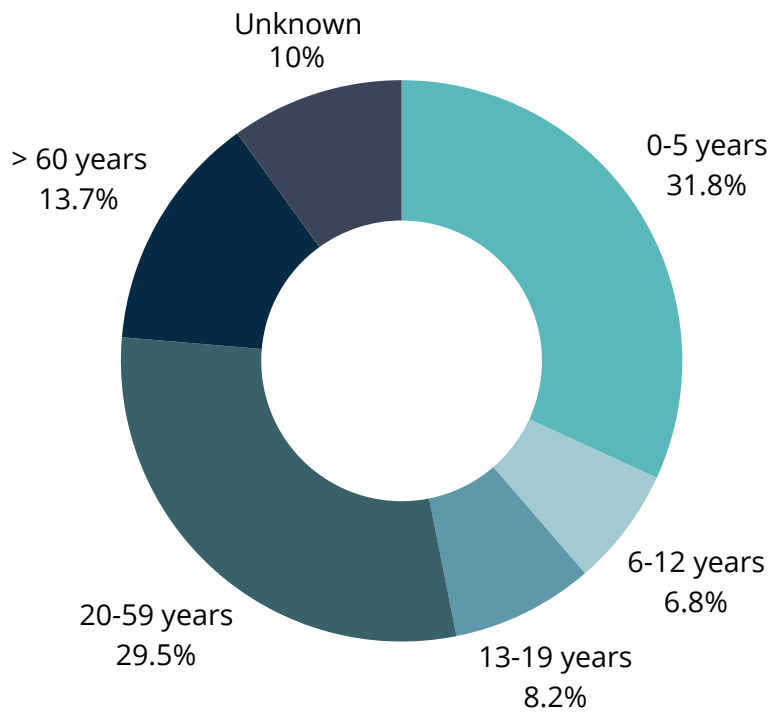


By Age

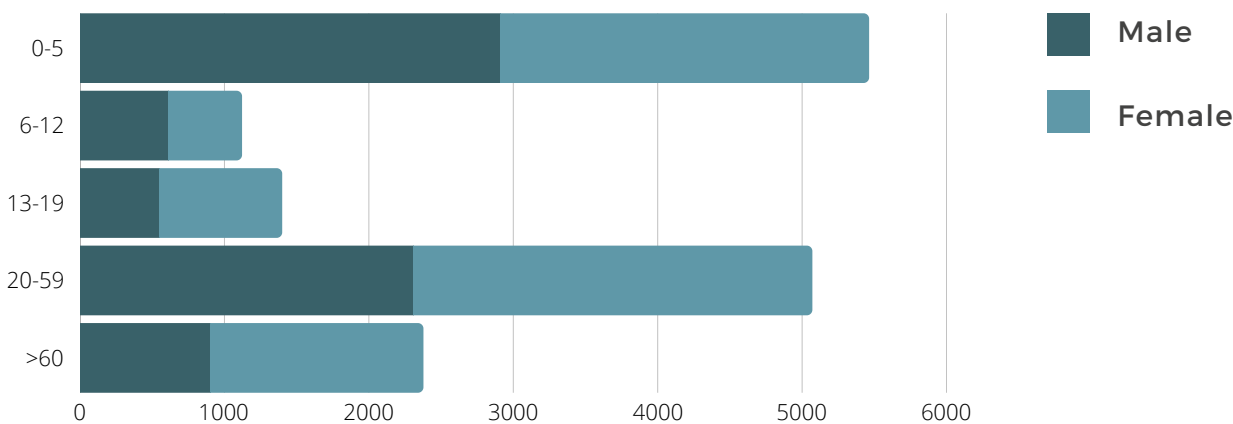
Children remain at the highest risk for poisonings. In 2024, a majority (31.8%) of exposure cases occurred among children ages 0-5.

Closely following were adults ages 20-59 which accounted for 29.5% of exposure cases.

Children between the ages of 6 and 12 years old accounted for the least (6.8%) amount of exposures.

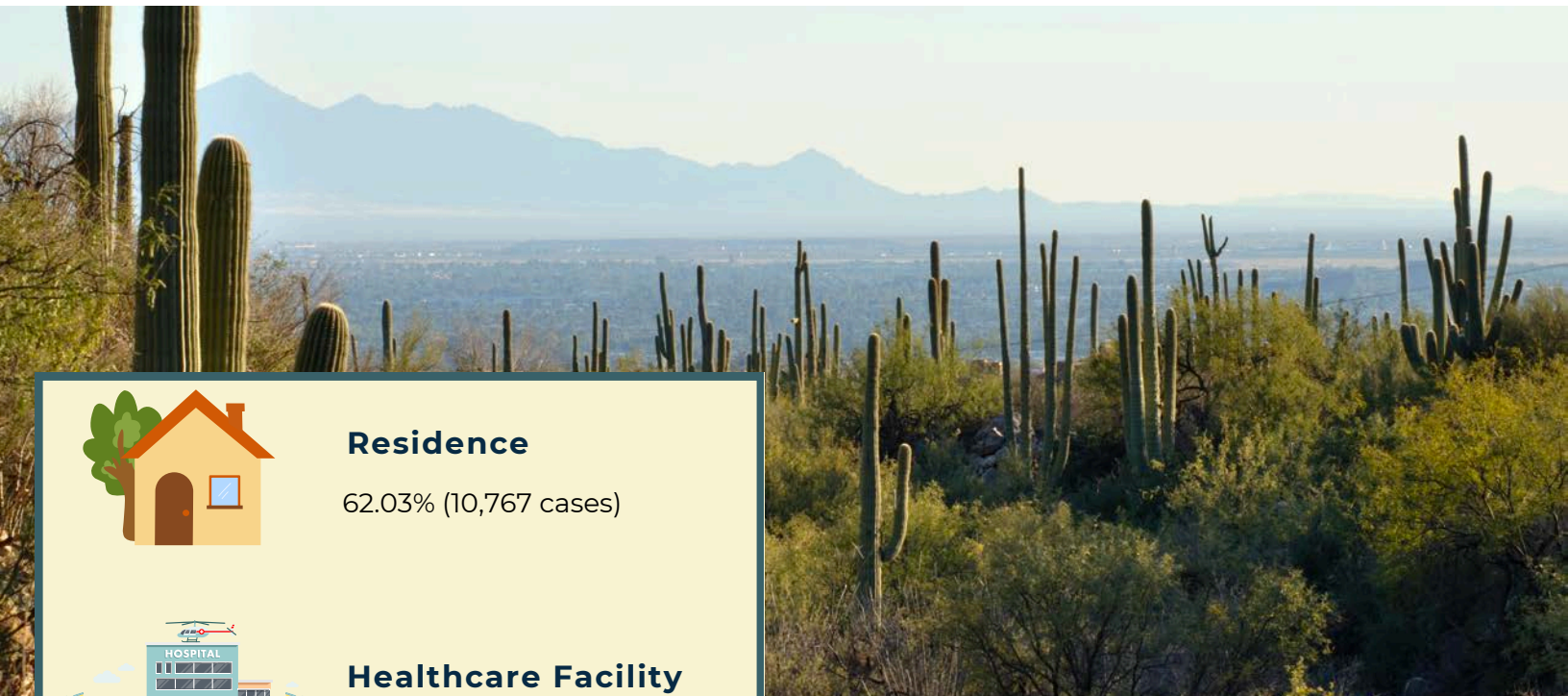



By Age & Gender



When comparing exposures by age and gender, a male predominance was found among cases involving children <12 years. However, this gender distribution was reversed in teenagers and adults, with females comprising the majority of reported exposures. Suicide attempts make up 58.6% of all female teenage exposure but only 31.3% of all male teenage exposures--this contributes to the reverse in gender distribution of cases seen in teens.

CALLER SITE STATISTICS



Residence

62.03% (10,767 cases)



Healthcare Facility

28.07% (4,872 cases)



School

1.62% (282 cases)



Other/Unknown

7.67% (1,330 cases)



Workplace

0.60% (105 cases)

In 2024, there were 17,356 human cases reported to the Arizona Poison and Drug Information Center. Exposure cases peaked during the month of August with 1,620 cases.

Of the 17,356 human exposure cases, 62.03% of cases originated from a place of residence.

Additionally, our specially trained pharmacists routinely manage calls from doctors and nurse to assist in the management of hospitalized patients. Calls from health care facilities (hospitals, doctor's offices, urgent care centers, clinics, etc.) were the second highest with 28.08%.

Beyond residences and health care facilities, the AZPDIC also received calls from schools (1.62%). By contacting our center, school nurses are able to ensure the safety of children with guidance from our specialists.

Exposure sites classified as "other" include, public areas, restaurants/food services locations and other/unknown sites.

SUBSTANCES INVOLVED IN POISONINGS



TOP 10 DRUG SUBSTANCES	NUMBER/PERCENT	TOP 10 NON-DRUG SUBSTANCES	NUMBER/PERCENT
Analgesics	2,101 / 23.16%	Bites & Envenomations	1,503/16.95%
Antidepressants	997 / 10.99%	Cleaning Substances (Household)	1,248 / 14.08%
Antihistamines	904 / 9.97%	Cosmetics/Personal Care Products	945 / 10.66%
Cardiovascular Drugs	899 / 9.91%	Alcohols	828 / 9.34%
Sedatives/Hypnotics/Antipsychotics	761 / 8.39%	Foreign Bodies/Toys/Misc.	720 / 8.12%
Anticonvulsants	569 / 6.27%	Pesticides	455 / 5.13%
Hormones & Hormone Antagonists	560 / 6.17%	Fumes/Gases/Vapors	437 / 4.93%
Dietary Supplements/Herbals/Homeopathic	556 / 6.13%	Chemicals	416 / 4.69%
Stimulants & Street Drugs	488 / 5.38%	Plants	369 / 4.16%
Vitamins	410 / 4.52%	Misc. Foods	282 / 3.18%

The tables above list the most common drug and non-drug substances involved in human exposures reported to the AZPDIC in 2024. In these cases, a patient may be exposed to more than one substance.

The top drug substance found in human exposures was analgesics, followed by antidepressants. The top non-drug substance found in human exposures was bites & stings, followed by cleaning substances.



SUBSTANCE EXPOSURES BY AGE



The tables below list the most common substance exposures by pediatric age group. In ages 0-5, poisonings are predominantly accidental (88% in 2024). While accidental poisonings do make up a percentage of the exposures in children aged 6-12, poison control also begins to see a trend of intentional misuse and suicide attempts within this age group.

The most common substances found in pediatric (0-5 year-old) exposures were household cleaning substances, cosmetics/personal care products, and analgesics.

The most common substances found in 6-12 year-old exposures were foreign bodies/toys/miscellaneous, bites and stings, and analgesics.

Top 10 Child Substances (0-5 yrs)

Substance	Number / Percent
Cleaning Substances (Household)	625 / 11.17%
Cosmetics/Personal Care Products	549 / 9.81%
Analgesics	534 / 9.54%
Foreign Bodies/Toys/Misc	461 / 8.24%
Dietary Supplements/Herbals/Homeopathic	381 / 6.81%
Vitamins	267 / 4.77%
Antihistamines	236 / 4.22%
Topical Preparations	206 / 3.68%
Plants	170 / 3.04%
Bites & Envenomations	165 / 2.95%

Top 10 Child Substances (6-12 yrs)

Substance	Number / Percent
Foreign Bodies/Toys/Misc.	130 / 10.81%
Bites & Envenomations	121 / 10.06%
Analgesics	88 / 7.32%
Cosmetics/Personal Care Products	66 / 5.49%
Antihistamines	65 / 5.4%
Dietary Supplements/Herbals/Homeopathic	57 / 4.74%
Fumes/Gases/Vapors	53 / 4.41%
Stimulants & Street Drugs	50 / 4.16%
Cleaning Substances (Household)	48 / 3.99%
Cardiovascular Drugs	45 / 3.74%



SUBSTANCE EXPOSURES BY AGE CON'T



Top 10 Teen Substances (13-19 yrs)

Substance	Number / Percent
Analgesics	351 / 24.53%
Antidepressants	218 / 15.23%
Antihistamines	191 / 13.35%
Bites & Envenomations	87 / 6.08%
Sedative/Hypnotics/Antipsychotics	82 / 5.73%
Alcohols	80 / 5.59%
Stimulants & Street Drugs	76 / 5.31%
Cardiovascular Drugs	69 / 4.82%
Anticonvulsants	65 / 4.54%
Cold & Cough Preparations	57 / 3.98%

Top 10 Adult Substances (>20 yrs)

Substance	Number / Percent
Analgesics	1,026 / 13.67%
Bites & Envenomations	951 / 12.67%
Alcohols	647 / 8.62%
Antidepressants	641 / 8.54%
Cardiovascular Drugs	614 / 8.18%
Sedative/Hypnotics/Antipsychotics	582 / 7.75%
Anticonvulsants	405 / 5.40%
Cleaning Substances (Household)	402 / 5.36%
Antihistamines	364 / 4.85%
Hormones & Hormone Antagonists	359 / 4.78%

The tables above list a continuation of the most common substance exposures by age group. These tables provide insight on the difference between teen and adult exposures.

The most common substances found in teen exposures were analgesics, antidepressants, and antihistamines.

The most common substances found in adult exposures were analgesics, bites and stings, and alcohols.



SUBSTANCE EXPOSURES BY AGE (UNKNOWN)




Poison Control services are always confidential. This, along with other factors, may result in unreported or unknown age. This page details the substance exposures in different unknown age groups: Unknown 19 years and below, Unknown 20 years and above, and a general Unknown Age category.

The top substances mirror some of those in the known age group categories, located on previous pages.

Top 10 Substances (Age Unknown, <=19 years)

Substance	Number / Percent
Foreign Bodies/Toys/Misc.	11 / 13.25%
Pesticides	10 / 12.05%
Misc. Foods	8 / 9.64%
Other/Unknown Nondrug Substances	8 / 9.64%
Cleaning Substances (Household)	5 / 6.02%
Electrolytes & Minerals	4 / 4.82%
Adhesives/Glues	4 / 4.82%
Bites & Envenomations	4 / 4.82%
Fumes/Gases/Vapors	4 / 4.82%
Heavy Metals	3 / 3.61%




Top 10 Substances (Unknown Adult, >=20 years)

Substance	Number / Percent
Bites & Envenomations	168 / 11.10%
Cleaning Substances (Household)	109 / 7.20%
Analgesics	98 / 6.48%
Fumes/Gases/Vapors	93 / 6.15%
Pesticides	80 / 5.29%
Cardiovascular Drugs	66 / 4.36%
Hormones & Hormone Antagonists	58 / 3.83%
Chemicals	57 / 3.77%
Antimicrobials	49 / 3.24%
Misc. Foods	47 / 3.11%

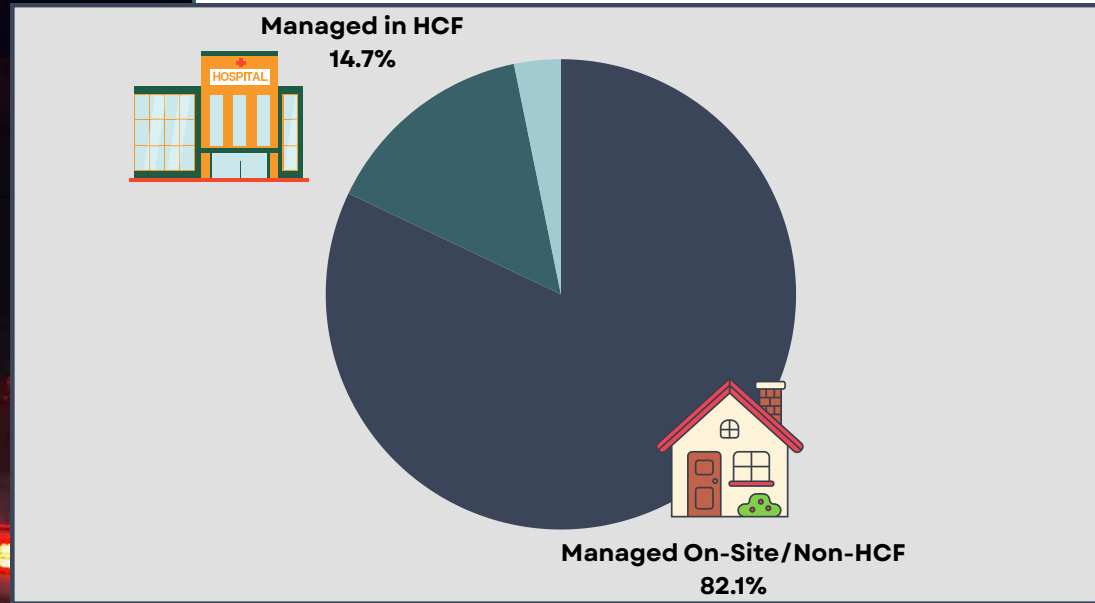



Top 10 Substances (Age Unknown)

Substance	Number / Percent
Pesticides	118 / 15.84%
Misc. Foods	70 / 9.40%
Plants	64 / 8.59%
Bites & Envenomations	53 / 7.11%
Analgesics	41 / 5.50%
Cleaning Substances (Household)	31 / 4.16%
Foreign Bodies/Toys/Misc.	26 / 3.49%
Antimicrobials	20 / 2.68%
Stimulants & Street Drugs	19 / 2.55%
Sedative/Hypnotics/Antipsychotics	19 / 2.55%



MANAGEMENT SITE



Managing cases safely at home saves millions of dollars in unnecessary health care costs compared to managing patients in a healthcare facility (HCF). This allows for more efficient and effective use of limited health care resources.

In 2024, 82.1% of all cases originating outside of a healthcare facility were able to be safely managed onsite which was primarily at a site of residence.

Of the cases managed onsite, 55.57% were pediatric cases. Whereas adults 20+ comprised the majority (58.42%) of cases managed at a healthcare facility.

Of the cases managed in a healthcare facility:

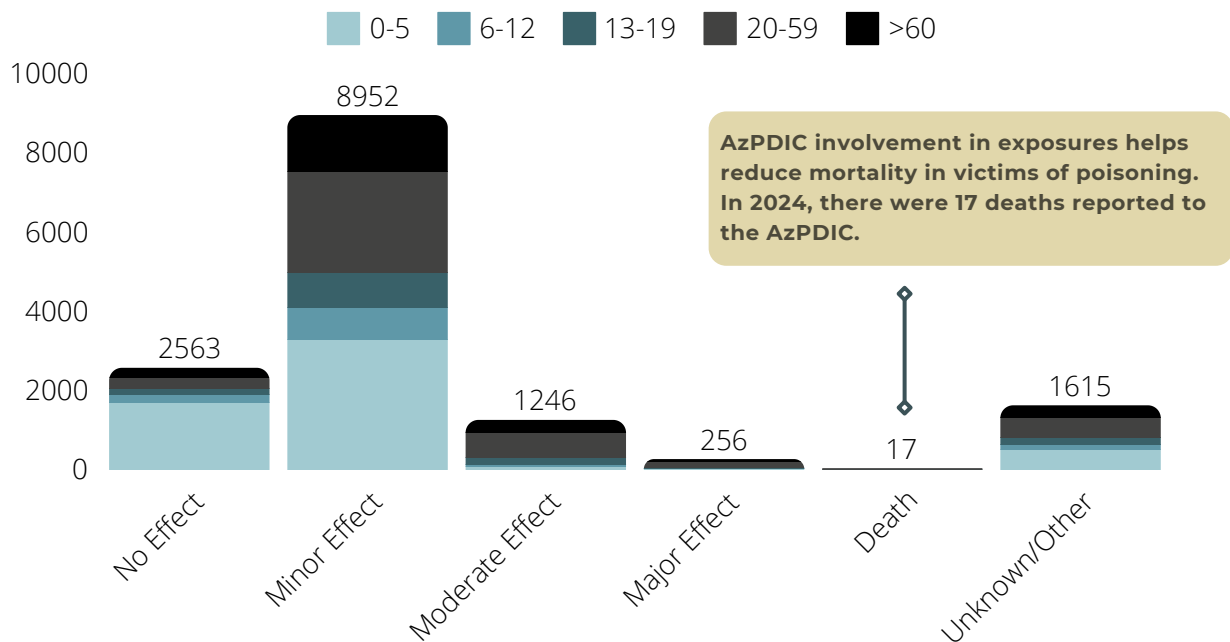
- 36.36% were treated/evaluated and released
- 8.37% were admitted to a psychiatric facility
- 4.13% were admitted to a critical care unit

The expertise of AZPDIC specialists and toxicologists improved patient care provided by physicians, nurses, and pharmacists in Arizona hospitals.

MEDICAL OUTCOMES & COST SAVINGS



MEDICAL OUTCOMES



COST SAVINGS

By calling poison control, Arizona residents can receive professional care from toxicologists, specialists in poison information, and more. Often times, poison center staff advise that exposures can be safely treated at home, saving Arizona residents a trip to the hospital.

In 2024, the AZPDIC kept 87% of home exposure cases at home, saving Arizona an estimated \$73.993 million* in unnecessary medical expenditures. Managing cases safely at home saves millions of dollars in unnecessary healthcare costs and allows for more efficient and effective use of limited healthcare resources.

*Savings were found based on the average charge of \$7,625 for a treat and release emergency room visit involving poisonings in Arizona. For more information, visit <https://datatools.ahrq.gov/hcupnet/>



CIRCUMSTANCE & ROUTE OF EXPOSURE



The reason category for most human exposures was unintentional (73.9%), including: unintentional general (36%), bite/sting (8%), and therapeutic error (15%). Intentional exposures accounted for 18.8% of human exposures. Suicidal intent was suspected in 13% of cases.

UNINTENTIONAL 73.9% (12,834)	UNINTENTIONAL EXPOSURES: <ul style="list-style-type: none"> • general misuse of products • occupational (workplace) • environmental • bites/stings • therapeutic errors • food poisoning
INTENTIONAL 18.8% (3,268)	INTENTIONAL EXPOSURES: <ul style="list-style-type: none"> • misuse • abuse • suicide attempts
ADVERSE REACTION 4.0% (698)	ADVERSE REACTIONS TO: <ul style="list-style-type: none"> • drugs • food • other substances
OTHER/ UNKNOWN 3.2% (556)	OTHER/UNKNOWN REASONS: <ul style="list-style-type: none"> • malicious • contaminant/tampering • withdrawal

Route of Exposure

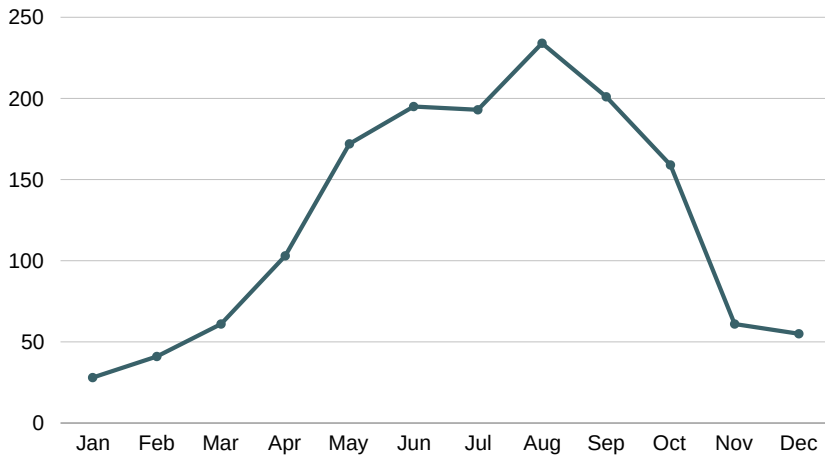
In 2024, Ingestion was the route of exposure in a majority of cases managed by the AZPDIC. Inhalation and bites/stings followed with just over 8% of cases each. In some cases there are multiple routes of exposure per case, resulting in the percentage of individual routes of exposure equaling over 100%.

Route of Exposure	Number/Percent
Ingestion	12,738 / 73.39%
Inhalation/Nasal	1,490 / 8.58%
Bite/Sting	1,458 / 8.40%
Dermal	1,235 / 7.12%
Ocular	760 / 4.98%
Unknown	292 / 1.68%

BITES & STINGS SUMMARY




Bites and Stings continued to be one of the leading exposure in Arizona in 2024. Arizona is known as the venomous creature capital of the United States with the most diversity in venomous species.



The graph above shows the distribution of cases over time. In 2024, the Arizona Poison and Drug Information Center managed 1,503 bite/sting cases. Cases were highest from May through October, coinciding with the warmest months of the year. The months of July, August, and September were high exposure months with 193, 234, and 201 cases, respectively. The most frequently reported bite/sting exposure was scorpion stings with 847 cases.

Approximately 90% of bite/sting exposures occurred at a place of residence. Additionally, over half (58.5%) of all the bite/sting cases were able to be safely managed at home. However, all rattlesnake bites must be managed in a healthcare facility. Medical outcomes for bites and stings are typically good, with only 1.73% resulting in a major effect (symptoms that are life-threatening or resulted in significant residual disability). Exposures that resulted in major effects were those related to rattlesnakes (73%), scorpion stings (23%) and jellyfish (3%).

Bites and stings cases were most frequently reported in the following counties: Pima (53.49%), Pinal (7.72%), Cochise (6.19%), and Yavapai (4.59%).



847 Scorpion Stings



181 Rattlesnake Bites



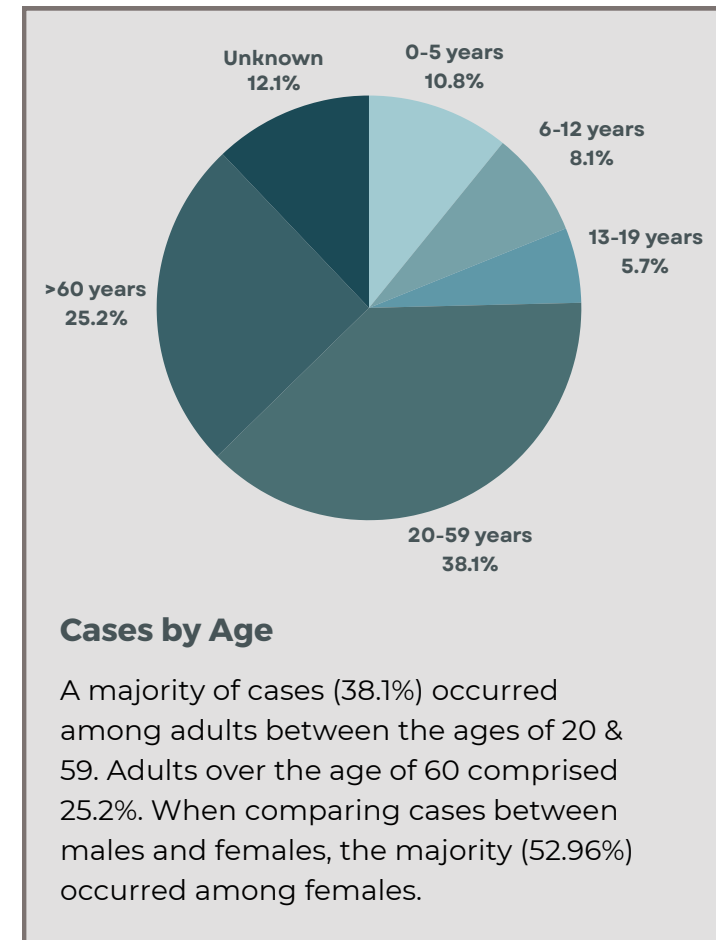
67 Bee/Wasp/Hornet Stings



52 Spider Bites (Black Widow & Brown Recluse combined)



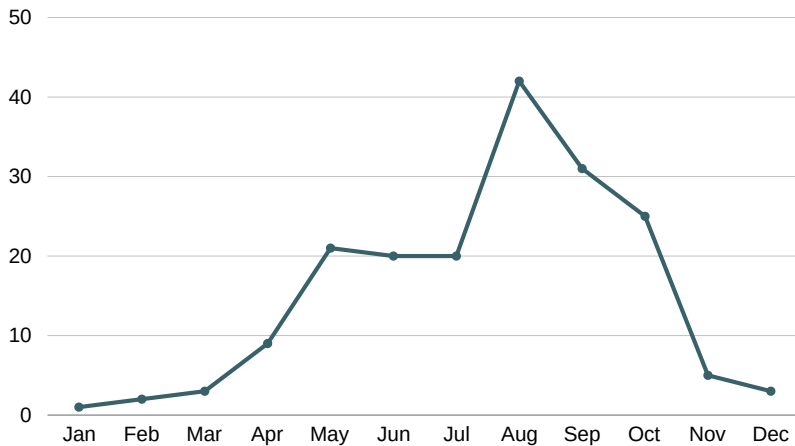
1 Gila Monster Bite



RATTLESNAKE BITES




The AZPDIC specializes in treating envenomations, predominantly rattlesnake bites. Rattlesnake envenomations were the second most reported bite/sting exposure in 2024.



The graph above illustrates the number of cases over time. Rattlesnake bites increased by 4% from 175 bites in 2023 to 182 in 2024. Cases peaked during the months of August (42 cases) and September (31 cases).

There was a male predominance with men accounting for 66.48% of cases while 33.52% of cases occurred among women. In general, most rattlesnake bites occurred in adults. When comparing specific age groups, adults aged 60-69 years comprised the majority (23.08%) of cases. Children aged 6-12 years made up the majority (3.85%) of pediatric rattlesnake bite cases.

Of the 182 bites, 75.9% occurred at a site of residence. Rattlesnake bite cases occurred more frequently in the following counties: Pima (107 cases), Cochise (22 cases), and Mohave (12 cases). All rattlesnake bites require treatment at a hospital. A majority (61.54%) were admitted to a critical care unit while 18.13% were treated and released. Medical outcomes were typically moderate with pronounced symptoms and extensive treatment required.



PUBLIC EDUCATION HIGHLIGHTS



OUR TARGET

- 1 Increase public knowledge of potential poisons in day-to-day life.
- 2 Decrease the number of poisonings happening regularly by equipping the public with poison prevention skills.
- 3 Spotlight the specializations of AZPDIC staff and the center's valuable services.

2024 OUTREACH STATISTICS

- 35,257 materials distributed between mailed materials and public outreach events
- 66 events held in two different counties attended by over 40,000 community members
- 35 Presentations, 24 Health Fairs

PROGRAM HIGHLIGHTS *Autumn Safety Events*

October is a busy time for our educators! Various Fall events, such as National Night Out and the Spooktacular Safety Fair, bring in a large number of families seeking fun Halloween activities along with safety and prevention resources.

NATIONAL NIGHT OUT 2024



SPOOKTACULAR SAFETY FAIR 2024



TWO IS BETTER THAN ONE!

Having two educators makes it possible to be in two places at once, helping to further spread the word about how to prevent a poisoning and when to contact the poison center.



RESEARCH HIGHLIGHTS



The Arizona Poison and Drug Information Center is a site for training healthcare professionals, including pharmacy students and residents, medical students and residents, nurses, military personnel, and others.

Poison Center clinical education topics included, but were not limited to:

- Field management recommendations for venomous snakebites of military personnel.
- Circumstances of rattlesnake bites occurring in Sabino Canyon over the last 20 years; guidance for park rangers.
- Toxicosurveillance and clinical research represent a novel model for future poison centers, one capable of providing sustainable funding.



Publications/Posters:

Nielsen VG, Stratton DL, Hoelscher TM, Nakamura HL, Cornelison MM, Rushton WF, Smelski GT. Antivenom Administration After Rattlesnake Envenoming in Arizona Does Not Directly Diminish Pain. *Toxins*. 2024; 16(12):521. <https://doi.org/10.3390/toxins16120521>

Robishaw-Denton J, Ramirez J, Bahadir A, Smelski G. Myocardial infarction during treatment of Crotalinae envenomation: A case report. *Toxicon*. Published online September 19, 2024. doi:10.1016/j.toxicon.2024.108105

Mitchell, C., Smelski, G., Schmid, K., Roland, M., Christenberry, M., D. Ellingson. (2024). Characterization of patients with a snakebite presenting to healthcare facilities and reported to poison and drug information centers—Arizona, 2017–2021. *Clinical Toxicology*, 1–8. <https://doi.org/10.1080/15563650.2024.2402937>

Noel Rengering, Thom Maciulewicz, William Rushton, Geoffrey Smelski. Beyond the Bite: Chronic Pain Following Crotalinae Envenomation. Poster Presented at Annual North American Congress of Clinical Toxicology 2024, September 19-23.

Smelski, G., Watkins, S. A., Wilson, B., Ramirez, J., Mazda Shirazi, F., & Walter, F. G. (2024). Evaluation of the International Society on Thrombosis and Haemostasis definition of major bleeding in Arizona rattlesnake bites. *Clinical Toxicology*, 1–5. <https://doi.org/10.1080/15563650.2024.2385671>


Stephen A Klotz, Geoffrey T Smelski, Sarah A Watkins, F Mazda Shirazi, Infections following rattlesnake envenomation and use of antibiotics, *Transactions of The Royal Society of Tropical Medicine and Hygiene*, 2024,; trae044, <https://doi.org/10.1093/trstmh/trae044>

Hannah Nakamura, Thomas Maciulewicz, Jennifer Ramirez, Bryan Hughes, David R. Axon, Farshad Shirazi & Geoffrey Smelski (2024) Twenty-five years of suspected rattlesnake encounters in Arizona, *Clinical Toxicology*, DOI: 10.1080/15563650.2024.2380439

Guthrie AM, Smelski G, Maciulewicz T, Shirazi FM. A case report of mis-snaken identity: when misdiagnosis really bites. *Toxicon*. 2024 Jul 17:108032. doi: 10.1016/j.toxicon.2024.108032. Epub ahead of print. PMID: 39029562.

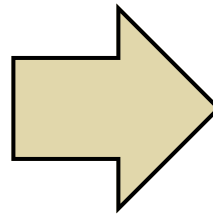
Walker HL, Roland M, Dudley S, Komatsu K, Weiss J, Dillard J, Lin HI, Rust L, Plummer T, Berg R, Everett S, Chang A, Yeh M, Daniel J, Brady S. Notes from the Field: Severe Health Outcomes Linked to Consumption of Mushroom-Based Psychoactive Microdosing Products - Arizona, June-October 2024. *MMWR Morb Mortal Wkly Rep*. 2025 Jan 9;74(1):14-16. doi: 10.15585/mmwr.mm7401a3. PMID: 39773926; PMCID: PMC11709130.

MEDIA HIGHLIGHTS



Find us online:

- 187 Instagram posts with a 14,659 reach, a 31.5% increase from that of 2023
- Gained 122 new followers to surpass 1,000 total followers on Instagram
- 206 Facebook posts with a total reach of 10,912 and 11,269 content views
- 55 new Facebook followers
- In 2024, 31,654 users visited the AZPDIC website yielding 56,208 page views. The most visited pages include those with information on breastfeeding, when to call the poison center, and poisonous plants.



Instagram
 (@azpoisoncenter)
 1,017 Total Followers



Facebook
 (@AZPDIC)
 2,274 Total Followers


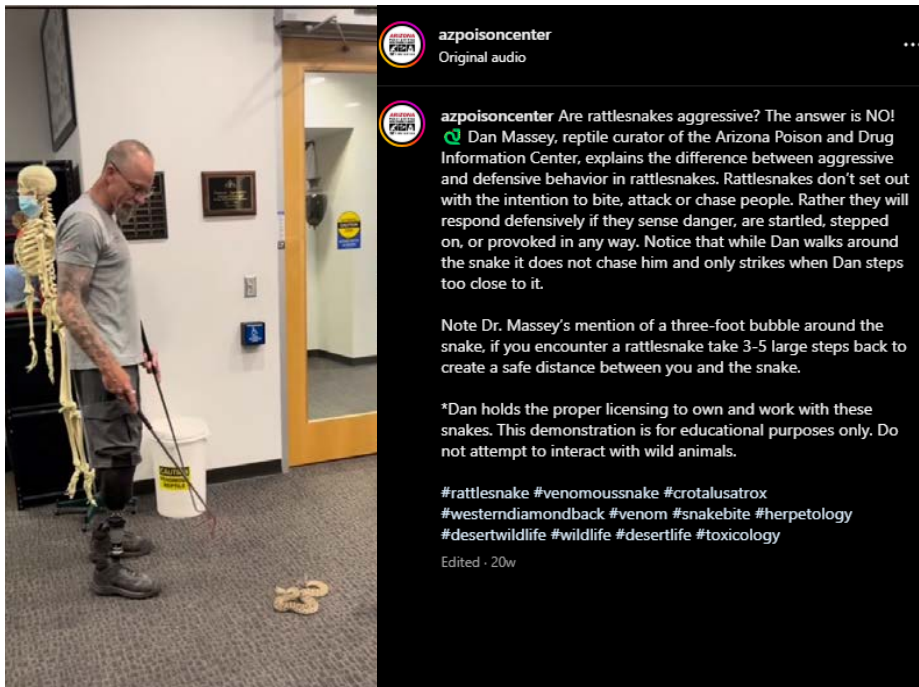
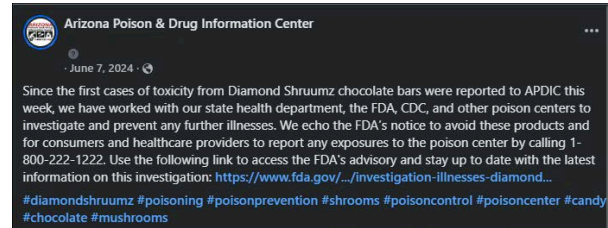


X
 (@AZPDIC)
 392 Total Followers




AZPDIC Website
 azpoison.com

The most popular post on Facebook (right) was a post about the AZPDIC's collaborative efforts with the FDA, CDC and other poison centers to manage an outbreak of illness resulting from Diamond Shruumz chocolate bars. This post reached 1,617 people and was shared 7 times.



The most popular post on Instagram was a video (left) of our reptile curator discussing rattlesnake behavior. This post reached 1,912 people, received 79 likes, and 47 shares.

PREVENTION RESOURCES



One of the main goals of the Arizona Poison Center is poisoning prevention. To reach as much of the community as possible, we have numerous prevention resources available, including: free prevention materials ready to be shipped to you, two different monthly newsletters, websites with additional resources, and a free opioid overdose prevention training program.

Subscribing to our newsletters or ordering poisoning prevention materials are great ways to keep up to date on how to best keep yourself safe from poisoning or envenomation.



NEWS FROM THE PIT

News From the Pit (NFTP) aims to stimulate conversation, spread awareness, and discuss challenges with everything from avoiding snake encounters to clinically managing a life-threatening envenomation.



SUBSCRIBE TO NFTP



THE POISON PREVENTION SCRIPT

This monthly newsletter authored, by our Community Outreach Coordinators, aims to provide you with information on preventing poisonings and envenomations.



SUBSCRIBE TO TPPS



Opioids and You Training:

A free, introductory course to equip you with knowledge on how to recognize the signs of an overdose and how to provide Naloxone.



Materials request order form:
Free poison prevention materials shipped directly to you or your place of business.

*Note: we will only ship materials to the AZ counties we serve.



azmedmj.com:

Our cannabis-specific website with all things cannabis safety, legality, community resources, and more.

AZPDIC STAFF



DIRECTOR

Steven Dudley, PharmD, DABAT

MEDICAL DIRECTOR

Mazda Shirazi, MS, MD, PhD, FACEP, FAAEM, FACMT

OPERATIONS MANAGER

Alex Jasensky, PharmD, CSPI

MOTHERTOBABY DIRECTOR

Chris Stallman, MLS, MS, CGC

COMMUNITY OUTREACH COORDINATORS

Cori Cantin, BSPH, CHES

Heather Doss, MPH, MS

EXECUTIVE ASSISTANT

Elizabeth Johnson

RESEARCH ASSISTANT

Jennifer Ramirez, PharmD

POISON INFORMATION PROVIDER

Jennifer Lafferty, CPhT

TOXICOLOGY FELLOWS

Adiel Aizenberg, MD

Anne Marie Guthrie, PharmD BCCCP

Hannah Nakamura, PharmD

Jonathan Meadows, DO, MS, MPH, CPH, DTM

Tyler Hoelscher, MD

TOXICOLOGISTS

Steven Dudley, PharmD, DABAT

Miguel Fernandez, MD

Robert French, MD, MPH

Diane Hindman, MD

Nic Hurst, MD, MS

Jaiva Larsen, MD

Thomas Maciulewicz, PharmD, DABAT

Mike Ori, MD

Dan Quan, MD

Geoffrey Smelski, PharmD, DABAT

Bryan Wilson, MD

Frank Walter, MD, FACEP, FACMT, FAACT

SPECIALISTS IN POISON INFORMATION

Matt Andrews, PharmD, CSPI

Alisia Bahadir, PharmD, CSPI

Jackie Brody, PharmD, CSPI

Paula Buchanan, PharmD, CSPI

Andrea Clements, PharmD, CSPI

Kelly Green, PharmD, CSPI

Denise Holzman, PharmD, CSPI

Alex Jasensky, PharmD, CSPI

Jaci Karpen, PharmD, CSPI

Mark Murphy, RPH, CSPI

Liz Petersen, RPH, CSPI

Lorri Reilly, PharmD, CSPI

Chris Edmonds, PharmD, SPI

Nathan Crow, PharmD, SPI

Raman Kaur, PharmD, SPI

Rachel Pina, PharmD, SPI

