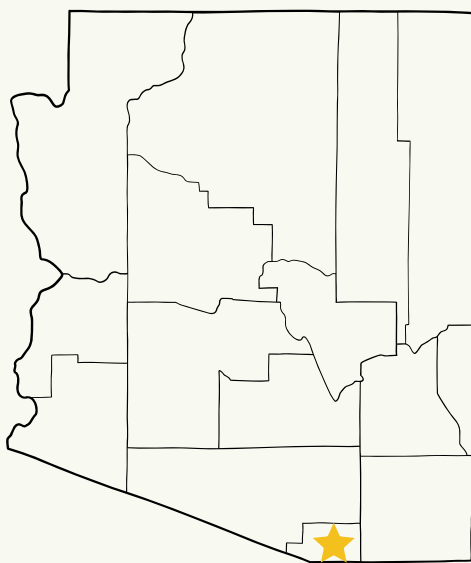


# SANTA CRUZ COUNTY 2025 REPORT

Arizona Poison and Drug  
Information Center



*Data Retrieved via the National  
Poison Data System*

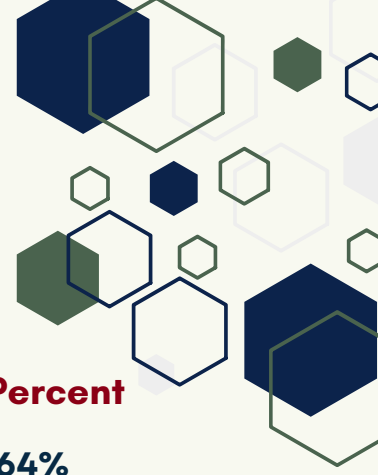


**ARIZONA**  
Poison and Drug  
Information Center



1-800-222-1222

# EXPOSURE SUBSTANCES



## Top 10 Exposure Substances (Major Root)

Substance	Number / Percent
Bites and Envenomations	45 / 20.64%
Dietary Supp./Herbals/Homeopathic	20 / 9.17%
Analgesics	17 / 7.80%
Cardiovascular Drugs	12 / 5.50%
Household Cleaning Substances	12 / 5.50%
Foreign Bodies/Toys/Miscellaneous	12 / 5.50%
Cosmetics/Personal Care Products	10 / 4.59%
Sedative/Hypnotics/Antipsychotics	9 / 4.13%
Vitamins	8 / 3.67%
Cold and Cough Preparations	7 / 3.21%

## Substances Specified

Substance	Number / Percent
Scorpion Stings	33 / 15.14%
Melatonin, Alone	8 / 3.67%
Corticosteroids	7 / 3.21%
Energy Products: Other	7 / 3.21%
Acetaminophen, Alone	5 / 2.29%
Beta Blocker, Alone	5 / 2.29%
Ibuprofen	5 / 2.29%
Atypical Antipsychotics	4 / 1.83%
Toys	4 / 1.83%
Alpha Blockers	3 / 1.38%

TOTAL CASES: 218

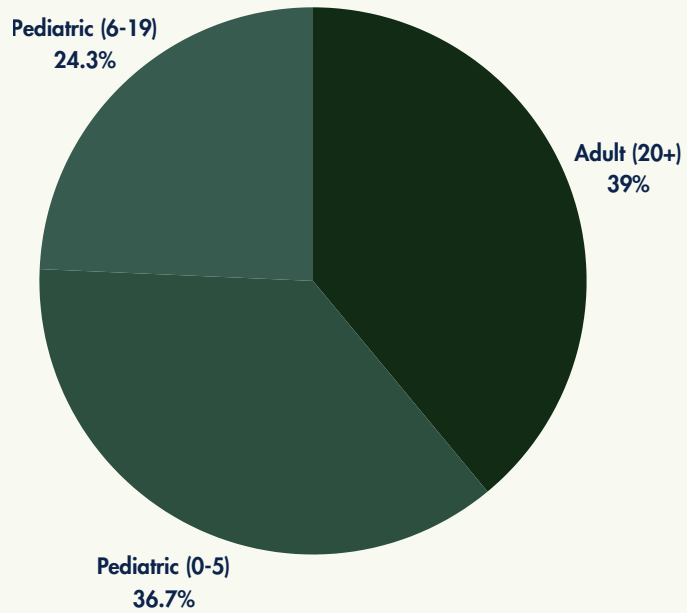


HCF CASES: 71

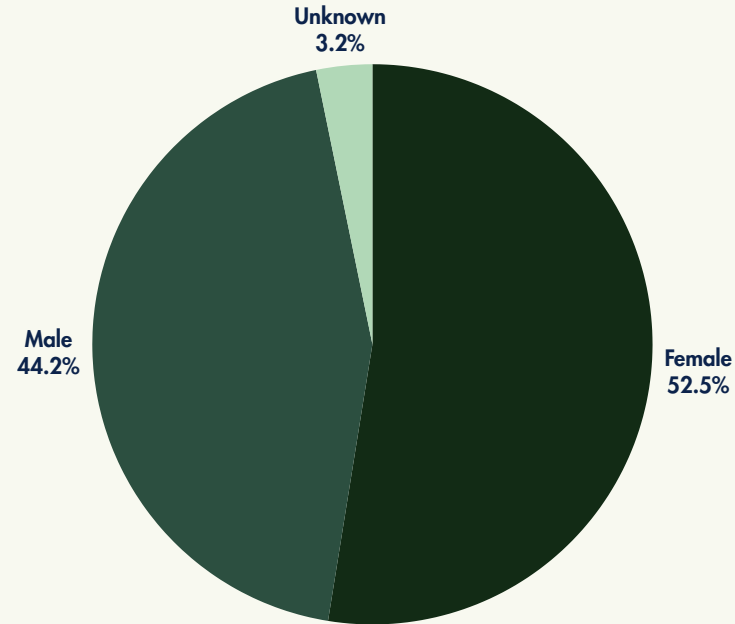
# EXPOSURES BY AGE & GENDER



## Pediatric vs. Adult



## Gender



### Top 10 Adult (20+) Substances

### Top 10 Pediatric (6-19) Substances

### Top 10 Child (0-5) Substances

Bites and Envenomations.....	29
Cardiovascular Drugs.....	8
Analgesics.....	7
Hormones & Hormone Antagonists.....	6
Pesticides.....	4
Anticonvulsants.....	3
Antihistamines.....	3
Antimicrobials.....	3
Household Cleaning Products .....	3
Electrolytes & Minerals .....	3

Bites and Envenomations.....	12
Dietary Supplements/Herbals/Homeopathic.....	8
Analgesics.....	6
Antidepressants.....	4
Alcohols.....	3
Household Cleaning Substances.....	3
Sedative/Hypnotics/Antipsychotics.....	3
Antihistamines.....	2
Cold and Cough Preparations.....	2
Foreign Bodies/Toys/Miscellaneous.....	2

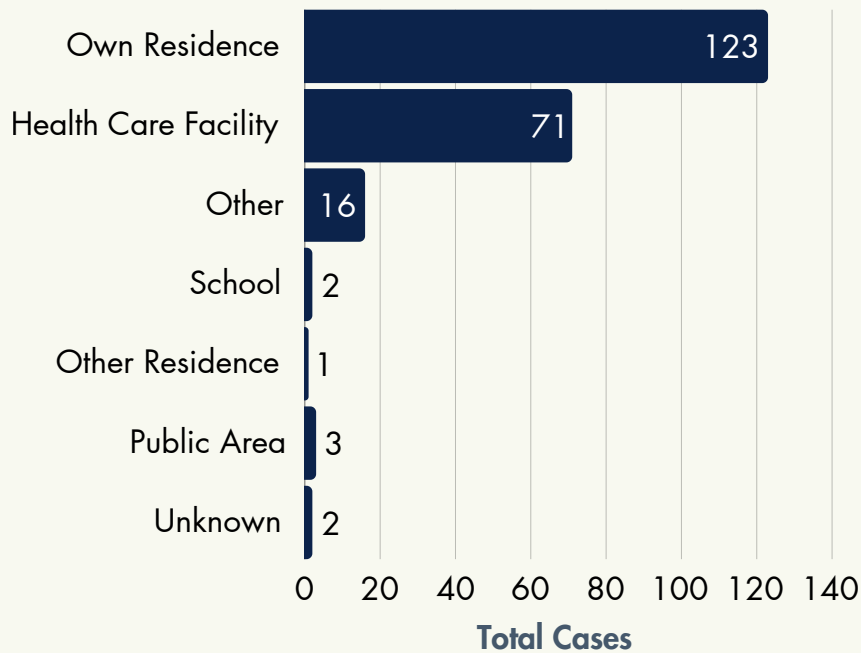
Dietary Supplements/Herbals/Homeopathic.....	11
Foreign Bodies/Toys/Miscellaneous....	7
Vitamins.....	7
Household Cleaning Substances.....	6
Pesticides.....	6
Analgesics.....	6
Bites and Envenomations.....	4
Topical Preparations.....	4
Cardiovascular Drugs.....	4
Hormones and Hormone Antagonists.....	3

# MANAGEMENT & CALLER SITE

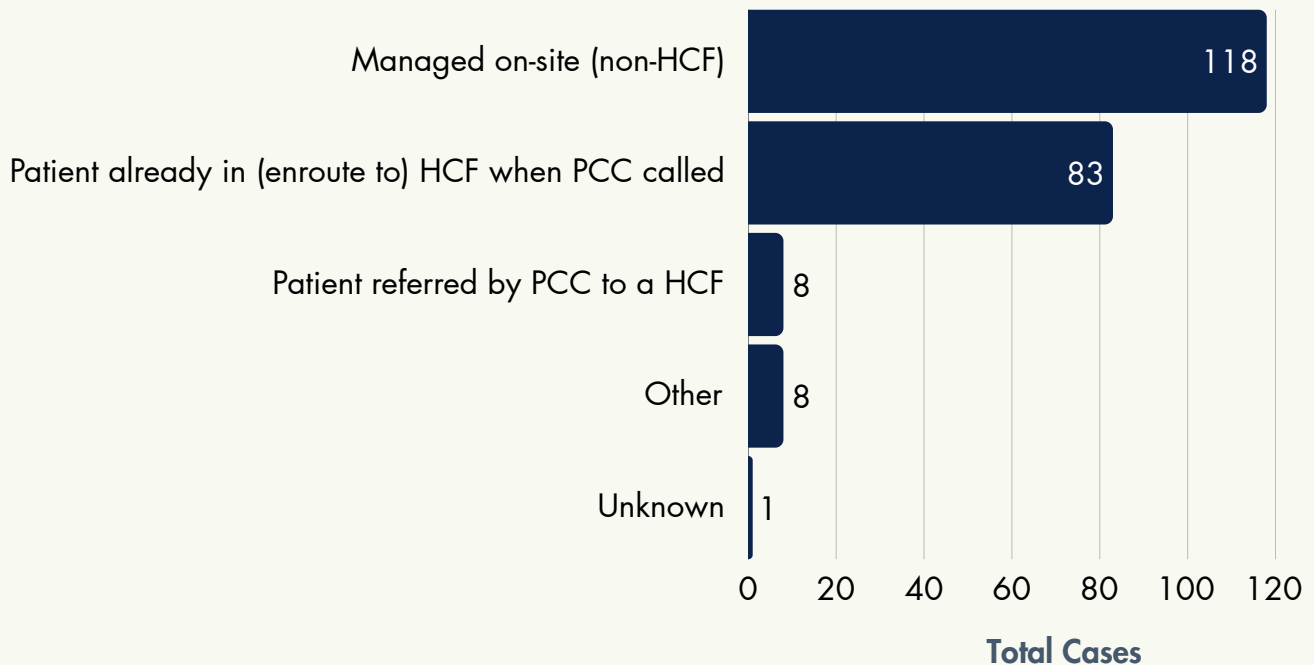


Managing cases safely at home saves millions of dollars in unnecessary health care costs compared with managing patients in a health care facility (HCF). This allows for more efficient and effective use of limited health care resources. Often times, poison center staff advise that exposures can be safely treated at home, saving Arizonans the time and money associated with a visit to the hospital.

## Breakdown of Cases by Caller Site



## Percentage Breakdown of Exposures by Management Site



# CIRCUMSTANCE & ROUTE OF EXPOSURE



Most cases reported to the Arizona Poison and Drug Information Center are the result of accidental exposure. Other circumstances include intentional exposure and adverse reaction. There are also various routes of exposure including ingestion, inhalation, skin or eye exposures, and bites and stings. This page provides a look at the originating circumstances and routes of exposures for cases in 2025 from Santa Cruz County.

<p><b>UNINTENTIONAL</b></p> <p>185 cases</p>	<p><b>UNINTENTIONAL EXPOSURES:</b></p> <ul style="list-style-type: none"> <li>• general misuse of products</li> <li>• occupational (workplace)</li> <li>• environmental</li> <li>• bites/stings</li> <li>• therapeutic errors</li> <li>• food poisoning</li> </ul>
<p><b>INTENTIONAL</b></p> <p>25 cases</p>	<p><b>INTENTIONAL EXPOSURES:</b></p> <ul style="list-style-type: none"> <li>• misuse</li> <li>• abuse</li> <li>• suicide attempts</li> </ul>
<p><b>ADVERSE REACTION</b></p> <p>5 cases</p>	<p><b>ADVERSE REACTIONS TO:</b></p> <ul style="list-style-type: none"> <li>• drugs</li> <li>• food</li> <li>• other substances</li> </ul>
<p><b>OTHER/UNKNOWN</b></p> <p>3 cases</p>	<p><b>OTHER/UNKNOWN REASONS:</b></p> <ul style="list-style-type: none"> <li>• malicious</li> <li>• contaminant/tampering</li> <li>• withdrawal</li> </ul>

	<b>Substance</b>	<b>Number</b>
<b>Top 5 Routes of Exposure</b>	Ingestion	142
	Bite/Sting	42
	Dermal	18
	Inhalation/Nasal	14
	Ocular	9

# INFORMATION CASES



Aside from managing exposure cases, the Arizona Poison and Drug Information Center also manages information calls. Callers may contact the poison center with various questions including those about the toxicity of certain substances/products and medication dosage questions. In 2025, the AZPDIC managed 14 information cases from Santa Cruz county.


## Top 10 Information Call Substances

Substance	Number
Analgesics	5
Not Specified	2
Alcohols	1
Antihistamines	1
Bites and Envenomations	1
Cardiovascular Drugs	1
Hormones and Hormone Antagonists	1
Miscellaneous Drugs	1
Sedatives/Hypnotics/Antipsychotics	1

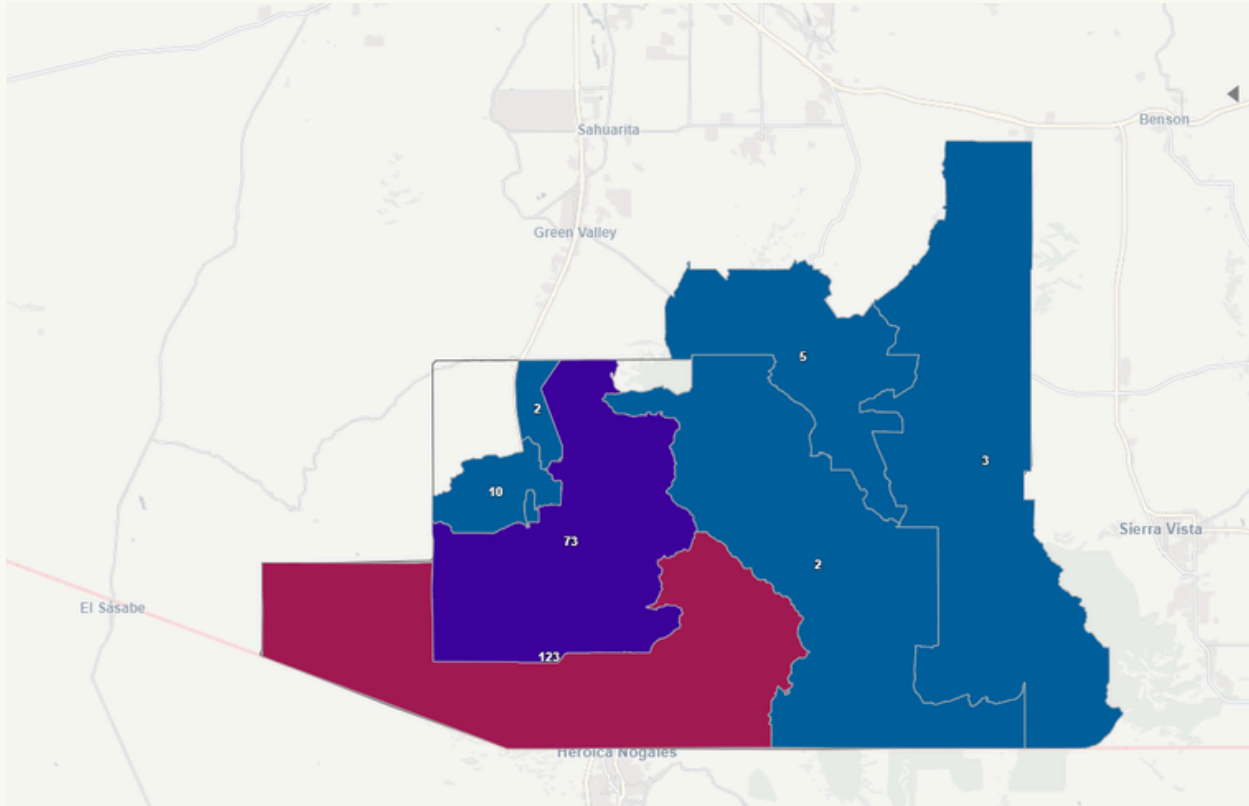
## Breakdown of Cases by Caller Site



# CASES BY MAP/ZIP CODE



## Zip Code Map of All Calls this Year



## Zip Code Table of All calls this Year

Country	Q	County	Q	Zip Code 5	Q	Total Cases	% of Cases
<b>Totals</b>						<b>218</b>	<b>100.00%</b>
United States		Santa Cruz		85621		123	56.42%
United States		Santa Cruz		85648		73	33.49%
United States		Santa Cruz		85646		10	4.59%
United States		Santa Cruz		85637		5	2.29%
United States		Santa Cruz		85611		3	1.38%
United States		Santa Cruz		85624		2	0.92%
United States		Santa Cruz		85640		2	0.92%