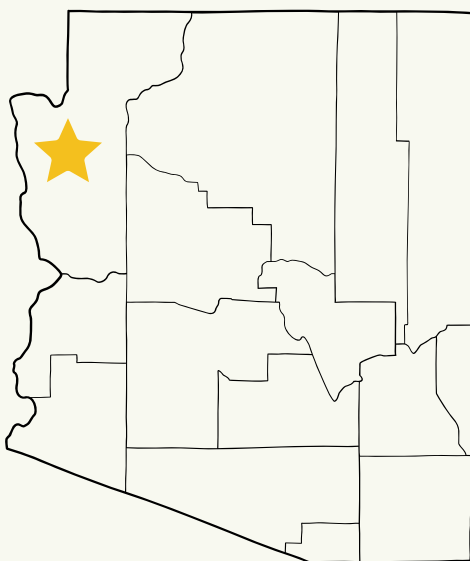


MOHAVE COUNTY 2025 REPORT

Arizona Poison and Drug
Information Center



*Data Retrieved via the National
Poison Data System*

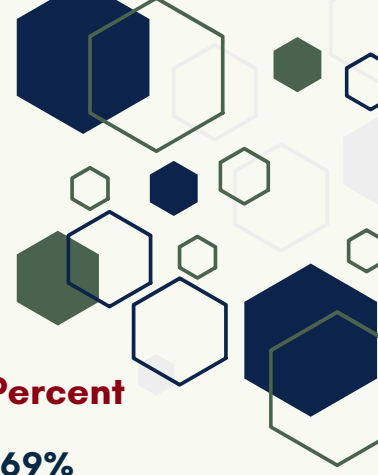


ARIZONA
Poison and Drug
Information Center



 1-800-222-1222

EXPOSURE SUBSTANCES



Top 10 Exposure Substances (Major Root)

Substance	Number / Percent
Analgesics	126 / 15.69%
Antidepressants	74 / 9.22%
Household Cleaning Substances	66 / 8.22%
Sedative/Hypnotics/Antipsychotics	54 / 6.72%
Antihistamines	53 / 6.60%
Cardiovascular Drugs	53 / 6.60%
Alcohols	46 / 5.73%
Anticonvulsants	38 / 4.73%
Bites and Envenomations	37 / 4.61%
Cosmetics/Personal Care Products	36 / 4.48%

Substances Specified

Substance	Number / Percent
Ibuprofen	36 / 6.93%
Ethanol (Beverages)	35 / 5.35%
Acetaminophen, Alone	34 / 5.22%
Trazodone	24 / 4.86%
Atypical Antipsychotics	23 / 4.86%
Benzodiazepines	23 / 4.62%
Beta Blocker, Alone	20 / 3.40%
Hydroxyzine	20 / 2.92%
Scorpion Stings	17 / 2.92%
Gabapentin	16 / 2.92%

TOTAL CASES: 803

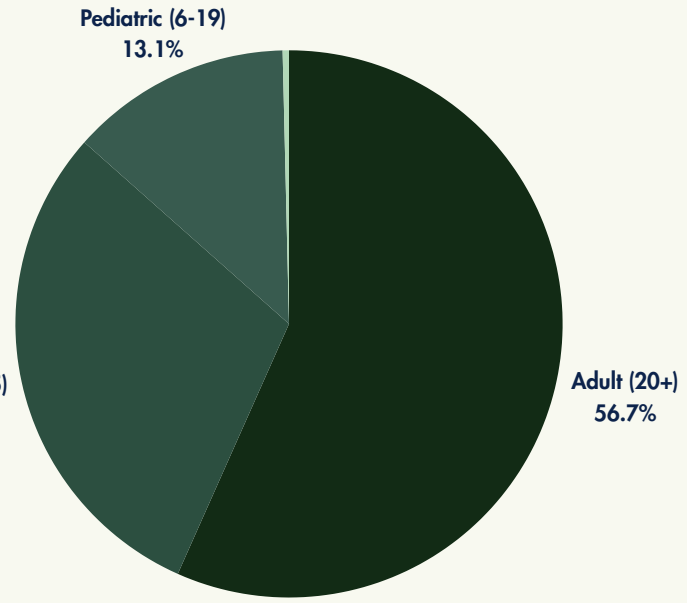


HCF CASES: 370

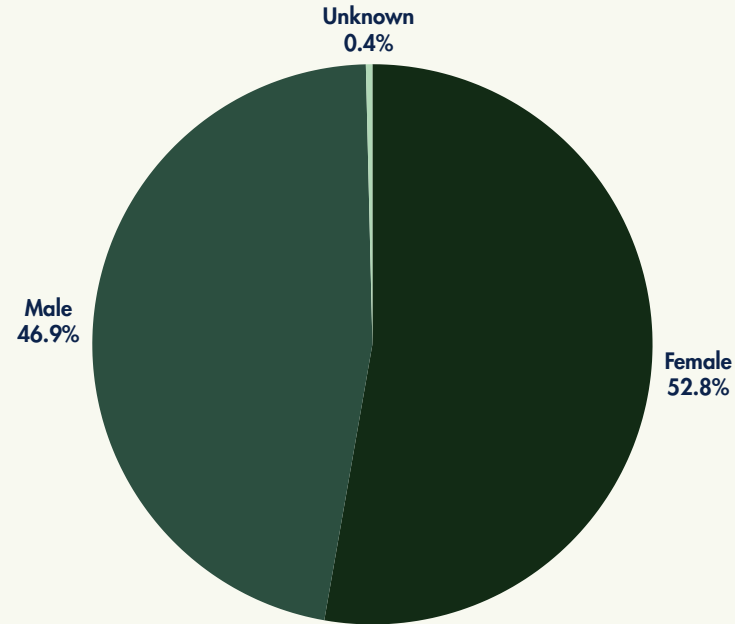
EXPOSURES BY AGE & GENDER



Pediatric vs. Adult



Gender



Top 10 Adult (20+) Substances

Top 10 Pediatric (6-19) Substances

Top 10 Child (0-5) Substances

Analgesics.....	82
Antidepressants.....	54
Sedative/Hypnotics/ Antipsychotics.....	48
Cardiovascular Drugs.....	46
Alcohols.....	38
Antihistamines.....	30
Anticonvulsants.....	28
Bites and Envenomations.....	26
Household Cleaning Products.....	23
Hormones and Hormone Antagonists.....	23

Analgesics.....	21
Antidepressants.....	12
Antihistamines.....	10
Household Cleaning Products	10
Anticonvulsants.....	7
Bites and Envenomations.....	7
Cosmetics/Personal Care Products.....	5
Cold & Cough Preparations.....	4
Foreign Bodies/Toys/Miscellaneous..	4
Sedative/Hypnotics/ Antipsychotics.....	3

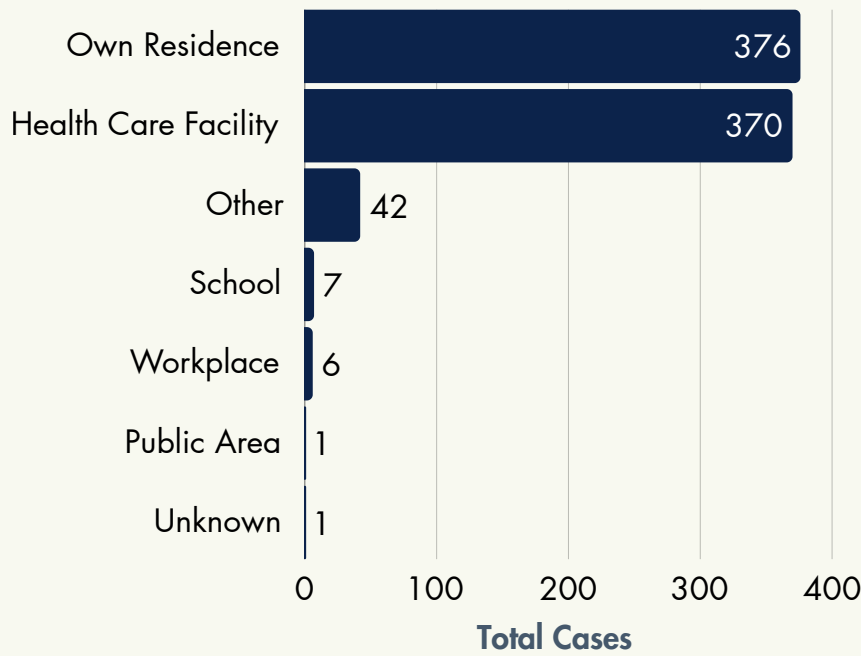
Household Cleaning Substances.....	33
Analgesics.....	22
Cosmetics/Personal Care Products.....	17
Dietary Supplements/Herbals /Homeopathic.....	14
Antihistamines.....	13
Vitamins.....	12
Gastrointestinal Preparations...	11
Electrolytes and Minerals.....	10
Topical Preparations	10
Electrolytes and Minerals	9

MANAGEMENT & CALLER SITE

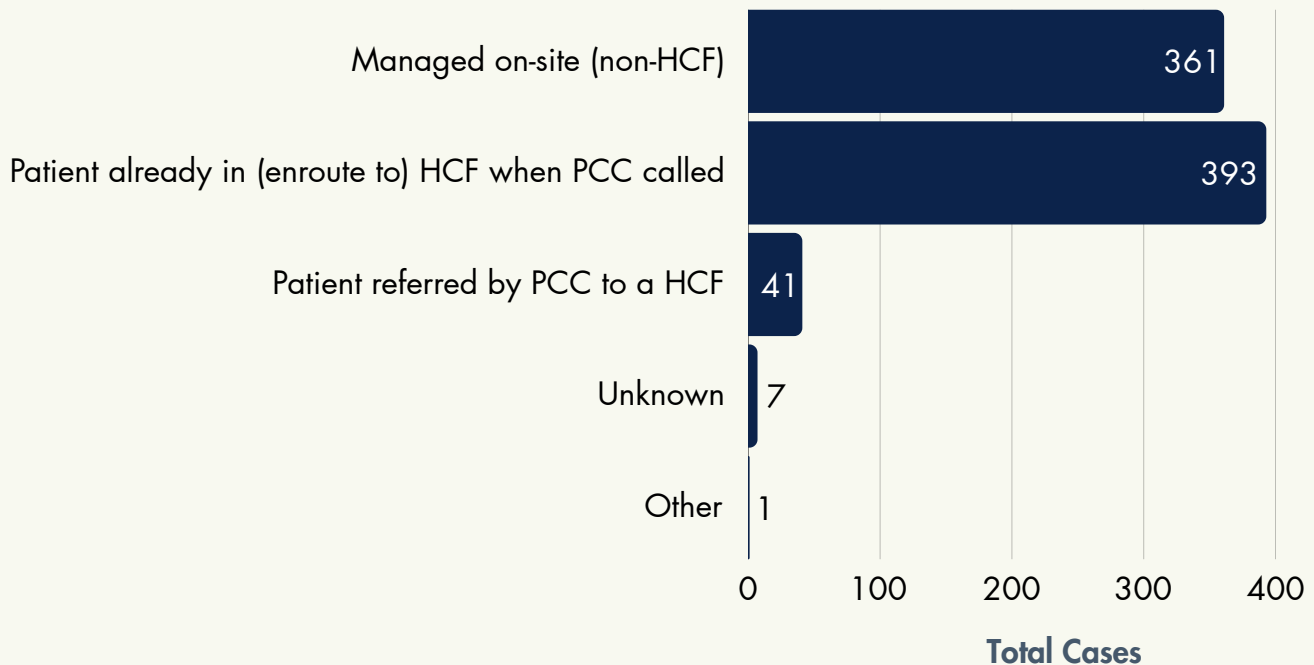


Managing cases safely at home saves millions of dollars in unnecessary health care costs compared with managing patients in a health care facility (HCF). This allows for more efficient and effective use of limited health care resources. Often times, poison center staff advise that exposures can be safely treated at home, saving Arizonans the time and money associated with a visit to the hospital.

Breakdown of Cases by Caller Site



Percentage Breakdown of Exposures by Management Site



CIRCUMSTANCE & ROUTE OF EXPOSURE



Most cases reported to the Arizona Poison and Drug Information Center are the result of accidental exposure. Other circumstances include intentional exposure and adverse reaction. There are also various routes of exposure including ingestion, inhalation, skin or eye exposures, and bites and stings. This page provides a look at the originating circumstances and routes of exposures for cases in 2025 from Mohave County.

<p>UNINTENTIONAL</p> <p>534 cases</p>	<p>UNINTENTIONAL EXPOSURES:</p> <ul style="list-style-type: none"> • general misuse of products • occupational (workplace) • environmental • bites/stings • therapeutic errors • food poisoning
<p>INTENTIONAL</p> <p>218 cases</p>	<p>INTENTIONAL EXPOSURES:</p> <ul style="list-style-type: none"> • misuse • abuse • suicide attempts
<p>ADVERSE REACTION</p> <p>26 cases</p>	<p>ADVERSE REACTIONS TO:</p> <ul style="list-style-type: none"> • drugs • food • other substances
<p>OTHER/ UNKNOWN</p> <p>25 cases</p>	<p>OTHER/UNKNOWN REASONS:</p> <ul style="list-style-type: none"> • malicious • contaminant/tampering • withdrawal

	Substance	Number
<p>Top 5 Routes of Exposure</p>	Ingestion	650
	Inhalation/Nasal	55
	Dermal	39
	Bites/Stings	34
	Ocular	30

INFORMATION CASES

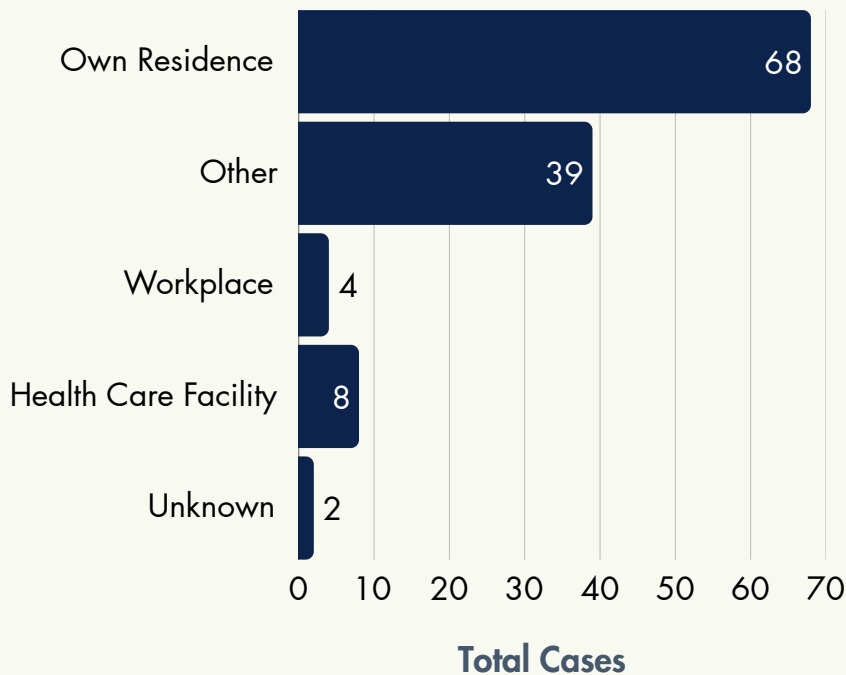


Aside from managing exposure cases, the Arizona Poison and Drug Information Center also manages information calls. Callers may contact the poison center with various questions including those about the toxicity of certain substances/products and medication dosage questions. In 2025, the AZPDIC managed 121 information cases from Mohave county.


Top 10 Information Call Substances

Substance	Number
Anticonvulsants	23
Analgesics	19
Not Specified	17
Sedative/Hypnotic/Antipsychotics	12
Antihistamines	10
Cardiovascular Drugs	10
Hormones & Hormone Antagonists	10
Antidepressants	9
Cold and Cough Preparations	5
Gastrointestinal Preparations	5

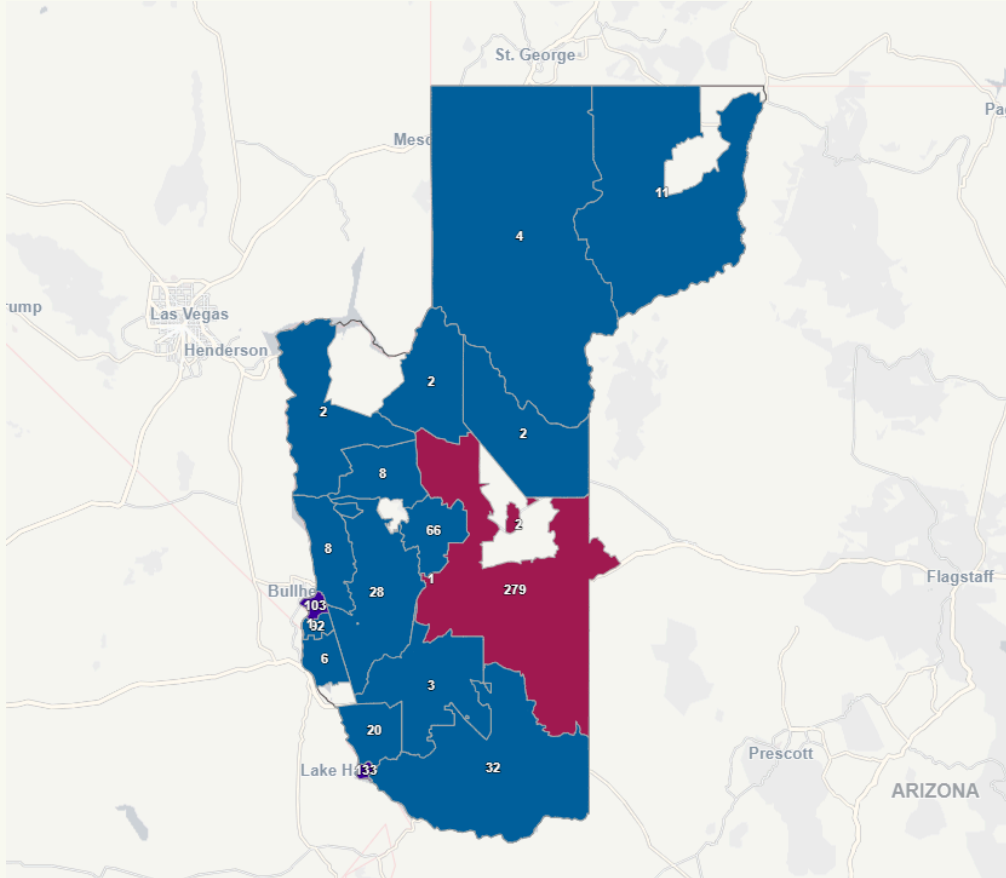
Breakdown of Cases by Caller Site



CASES BY MAP/ZIP CODE



Zip Code Map of All Calls this Year



Zip Code Table of All calls this Year

Country	County	Zip Code 5	Total Cases	% of Cases
Totals			803	100.00%
United States	Mohave	86401	279	34.74%
United States	Mohave	86403	133	16.56%
United States	Mohave	86442	103	12.83%
United States	Mohave	86426	92	11.46%
United States	Mohave	86409	66	8.22%
United States	Mohave	86406	32	3.99%
United States	Mohave	86413	28	3.49%
United States	Mohave	86404	20	2.49%
United States	Mohave	86021	11	1.37%
United States	Mohave	86429	8	1.00%
United States	Mohave	86441	8	1.00%
United States	Mohave	86440	6	0.75%
United States	Mohave	86432	4	0.50%
United States	Mohave	86438	3	0.37%
United States	Mohave	86434	2	0.25%