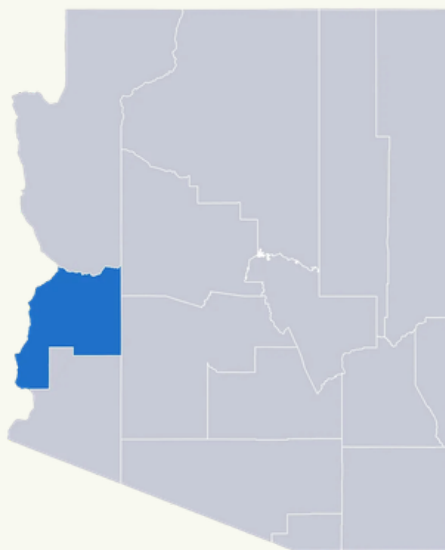


LA PAZ COUNTY 2025 REPORT

Arizona Poison and Drug
Information Center




*Data Retrieved via the National
Poison Data System*

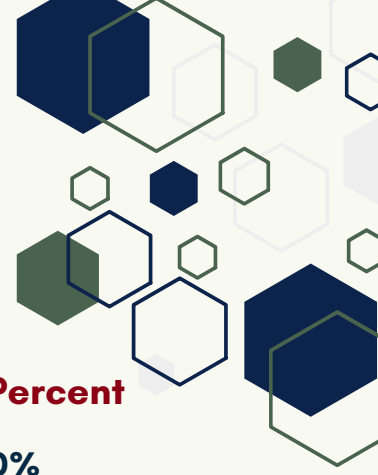


ARIZONA
Poison and Drug
Information Center



 1-800-222-1222

EXPOSURE SUBSTANCES



Top 10 Exposure Substances (Major Root)

Substance	Number / Percent
Bites and Envenomations	7 / 14.00%
Alcohols	5 / 10.00%
Analgesics	5 / 10.00%
Cosmetics/Personal Care Products	5 / 10.00%
Sedative/Hypnotics/Antipsychotics	4 / 8.00%
Anticonvulsants	3 / 6.00%
Antidepressants	3 / 6.00%
Antihistamines	3 / 6.00%
Household Cleaning Products	3 / 6.00%
Fire Extinguishers	3 / 6.00%

Substances Specified

Substance	Number / Percent
Ethanol (Beverages)	4 / 8.00%
Scorpion Stings	4 / 8.00%
Gabapentin	3 / 6.00%
Miscellaneous Fire Extinguishers	3 / 6.00%
Acetaminophen, Alone	2 / 4.00%
Acrylic Nail Adhesives	2 / 4.00%
Atypical Antipsychotics	2 / 4.00%
Baclofen	2 / 4.00%
Diphenhydramine, Alone	2 / 4.00%
Ibuprofen	2 / 4.00%

TOTAL CASES: 50



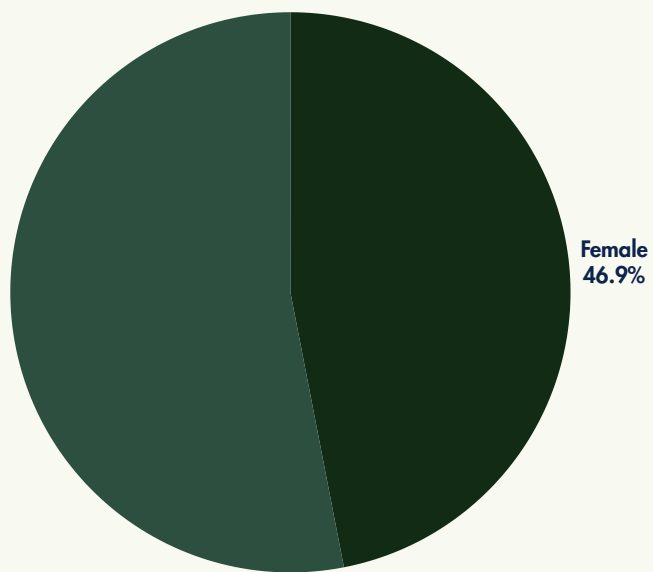
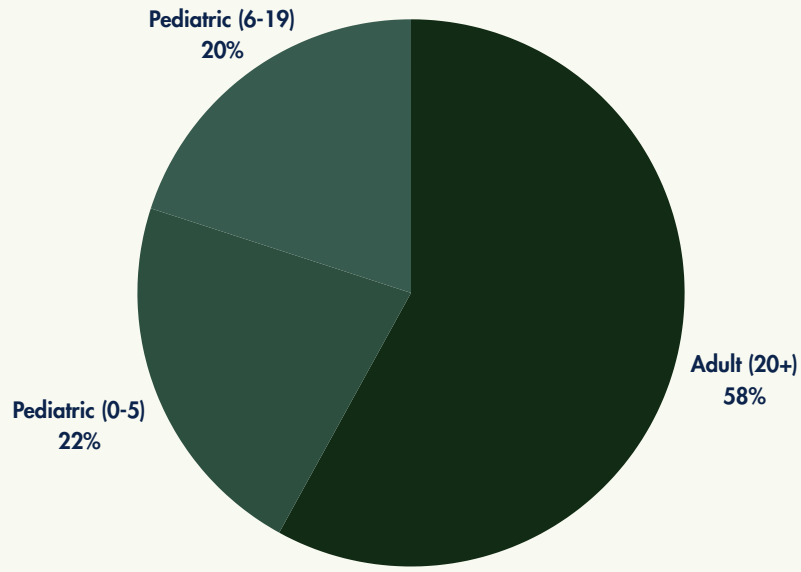
HCF CASES: 31

EXPOSURES BY AGE & GENDER



Pediatric vs. Adult

Gender



Top 10 Adult (20+) Substances

Top 10 Pediatric (6-19) Substances

Top 10 Child (0-5) Substances

Bites and Envenomations.....	5
Alcohols.....	4
Analgesics.....	3
Fire Extinguishers.....	3
Muscle Relaxants.....	3
Sedative/Hypnotics/ Antipsychotics.....	3
Antidepressants.....	2
Antihistamines.....	2
Household Cleaning Products.....	2
Hydrocarbons.....	2

Anticonvulsants.....	2
Bites and Envenomations.....	2
Cosmetics/Personal Care Products.....	2
Analgesics.....	1
Antidepressants.....	1
Antihistamines.....	1
Antimicrobials.....	1
Automotive/Aircraft/Boat Products.....	1
Gastrointestinal Preparations.....	1
Hormones and Hormone Antagonists.....	1

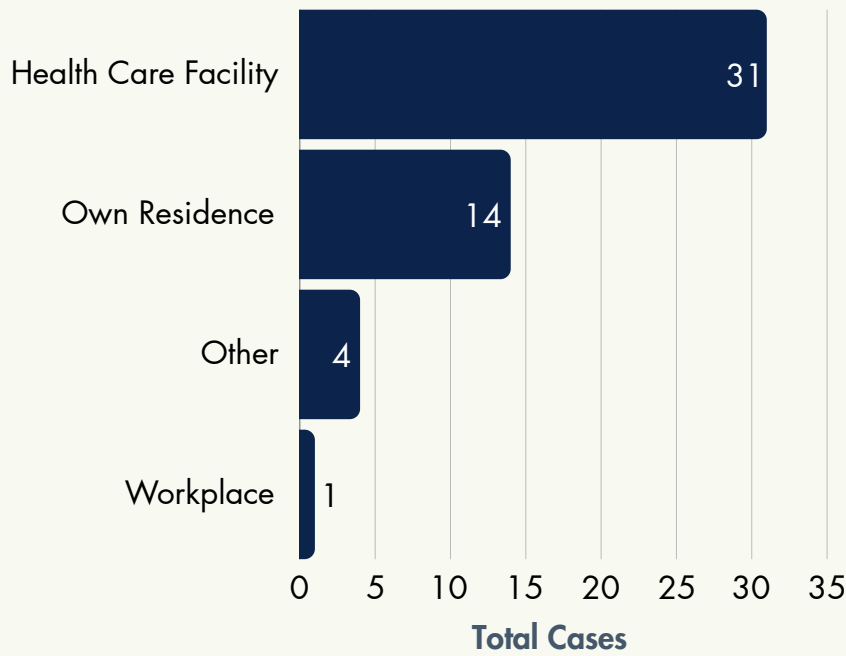
Cosmetics/Personal Care Products.....	2
Alcohols.....	1
Analgesics.....	1
Asthma Therapies.....	1
Batteries.....	1
Cardiovascular Drugs.....	1
Household Cleaning Substances.....	1
Dietary Supp./Herbals/ Homeopathic.....	1
Ear/Nose/Throat Preparations.....	1
Hormones and Hormone Antagonists.....	1

MANAGEMENT & CALLER SITE

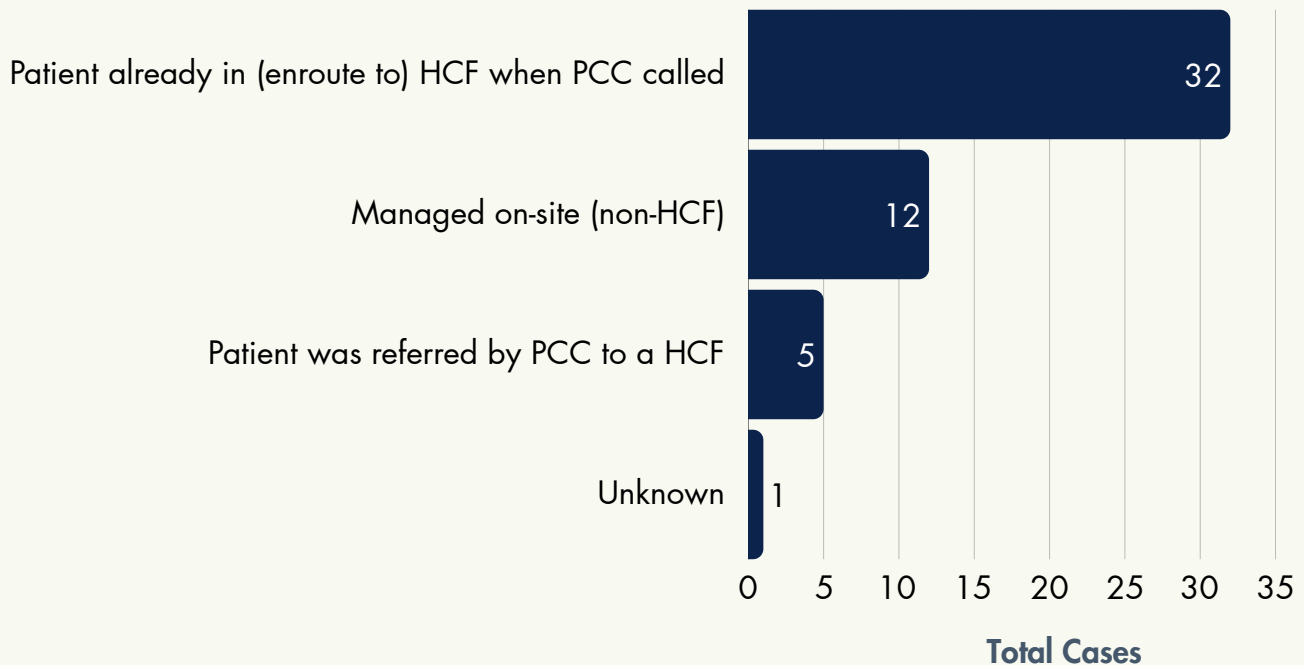


Managing cases safely at home saves millions of dollars in unnecessary health care costs compared with managing patients in a health care facility (HCF). This allows for more efficient and effective use of limited health care resources. Often times, poison center staff advise that exposures can be safely treated at home, saving Arizonans the time and money associated with a visit to the hospital.

Breakdown of Cases by Caller Site



Percentage Breakdown of Exposures by Management Site



CIRCUMSTANCE & ROUTE OF EXPOSURE



Most cases reported to the Arizona Poison and Drug Information Center are the result of accidental exposure. Other circumstances include intentional exposure and adverse reaction. There are also various routes of exposure including ingestion, inhalation, skin or eye exposures, and bites and stings. This page provides a look at the originating circumstances and routes of exposures for cases in 2025 from La Paz County.

<p>UNINTENTIONAL</p> <p>33 cases</p>	<p>UNINTENTIONAL EXPOSURES:</p> <ul style="list-style-type: none"> • general misuse of products • occupational (workplace) • environmental • bites/stings • therapeutic errors • food poisoning
<p>INTENTIONAL</p> <p>17 cases</p>	<p>INTENTIONAL EXPOSURES:</p> <ul style="list-style-type: none"> • misuse • abuse • suicide attempts
<p>ADVERSE REACTION</p> <p>0 cases</p>	<p>ADVERSE REACTIONS TO:</p> <ul style="list-style-type: none"> • drugs • food • other substances
<p>OTHER/UNKNOWN</p> <p>0 cases</p>	<p>OTHER/UNKNOWN REASONS:</p> <ul style="list-style-type: none"> • malicious • contaminant/tampering • withdrawal

	Substance	Number
Top 5 Routes of Exposure	Ingestion	35
	Bite/Sting	7
	Dermal	7
	Ocular	4
	Inhalation/Nasal	3

INFORMATION CASES

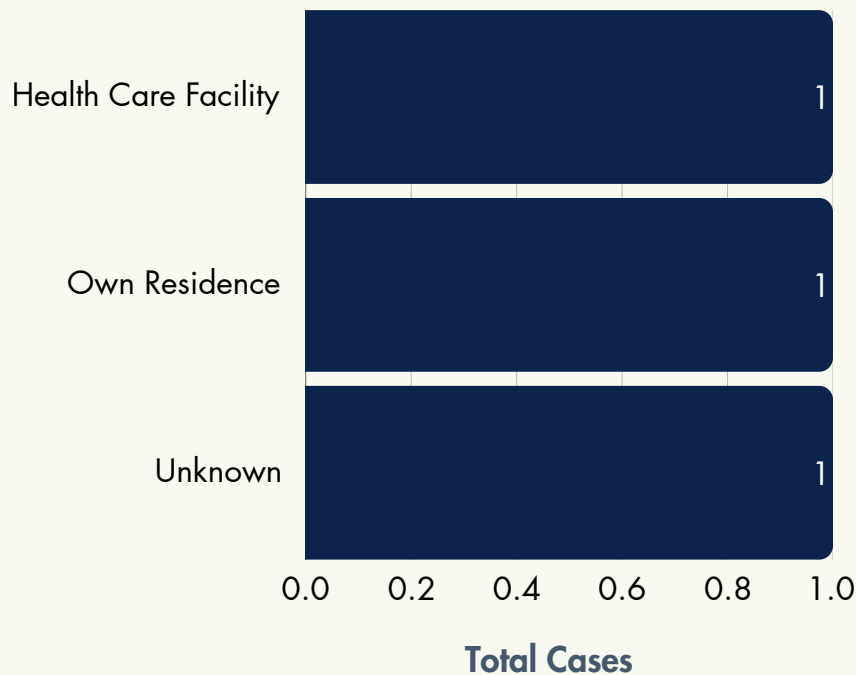


Aside from managing exposure cases, the Arizona Poison and Drug Information Center also manages information calls. Callers may contact the poison center with various questions including those about the toxicity of certain substances/products and medication dosage questions. In 2025, the AZPDIC managed 3 information cases from La Paz county.


Top 10 Information Call Substances

Substance	Number
Not Specified	2
Miscellaneous Drugs	1

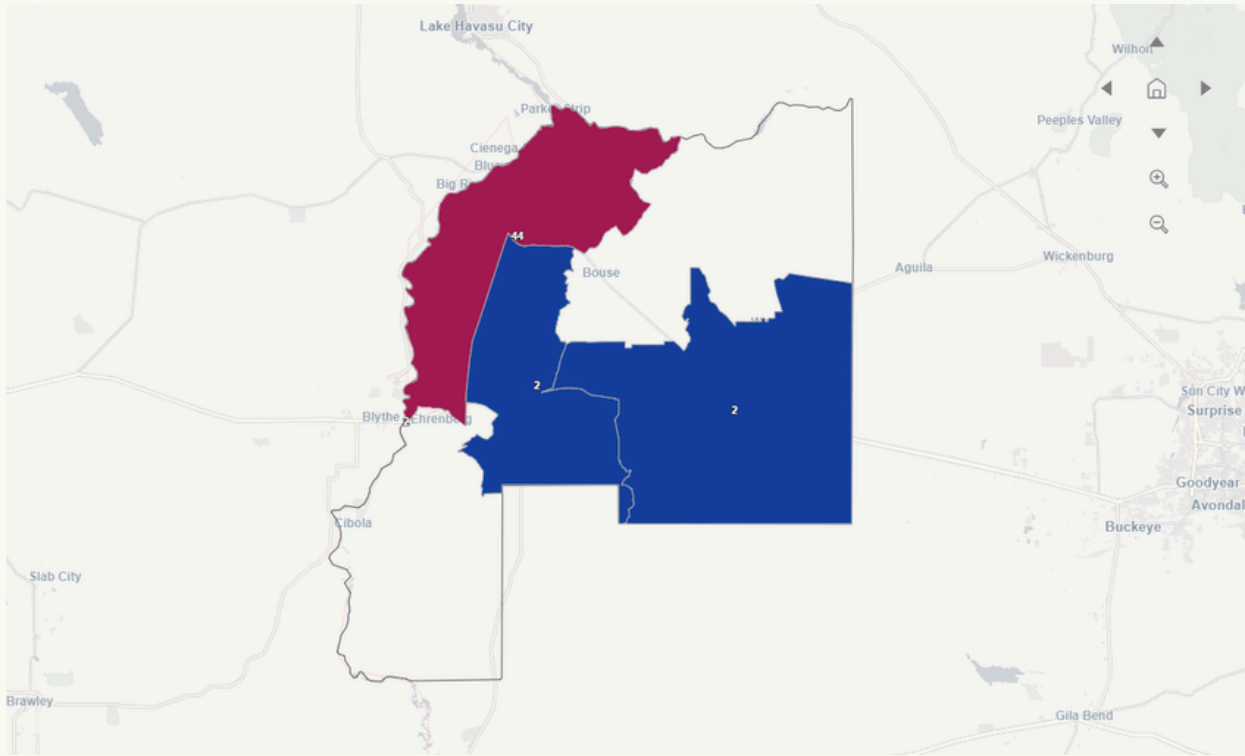
Breakdown of Cases by Caller Site



CASES BY MAP/ZIP CODE



Zip Code Map of All Calls this Year



Zip Code Table of All calls this Year

Country	County	Zip Code 5	Total Cases	% of Cases
Totals			50	100.00%
United States	La Paz	85344	44	88.00%
United States	La Paz	85334	2	4.00%
United States	La Paz	85346	2	4.00%
United States	La Paz	85348	2	4.00%