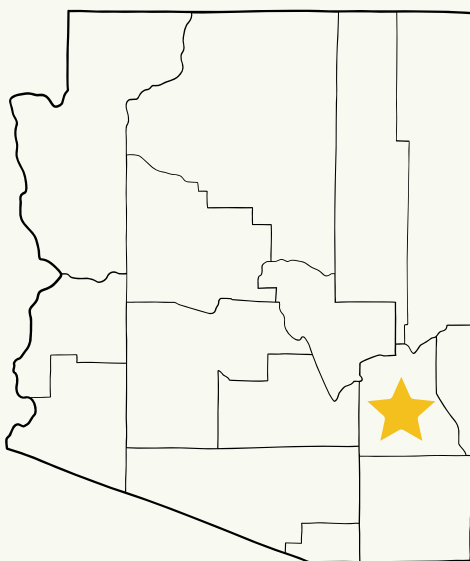


GRAHAM COUNTY 2025 REPORT

Arizona Poison and Drug
Information Center



*Data Retrieved via the National
Poison Data System*

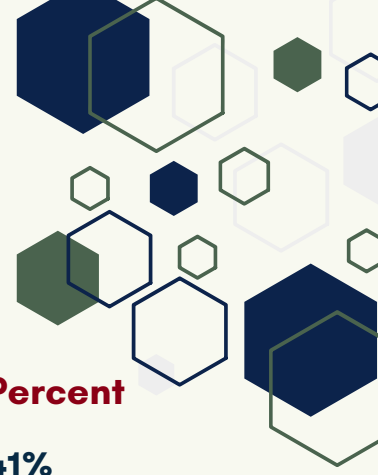


ARIZONA
Poison and Drug
Information Center



 1-800-222-1222

EXPOSURE SUBSTANCES



Top 10 Exposure Substances (Major Root)

| Substance | Number / Percent |
|---------------------------------|------------------|
| Analgesics | 48 / 14.41% |
| Household Cleaning Substances | 36 / 10.81% |
| Bites and Envenomations | 25 / 7.51% |
| Antidepressants | 20 / 6.01% |
| Antihistamines | 19 / 5.71% |
| Cosmetic/Personal Care Products | 18 / 5.41% |
| Dietary | |
| Supplements/Herbals/Homeopathic | 15 / 4.50% |
| Cardiovascular Drugs | 14 / 4.20% |
| Hormones & Hormone Antagonists | 14 / 4.20% |
| Anticonvulsants | 13 / 3.90% |

Substances Specified

| Substance | Number / Percent |
|---|------------------|
| Scorpion Stings | 17 / 5.11% |
| Ibuprofen | 15 / 4.50% |
| Diphenhydramine, Alone | 12 / 3.60% |
| Melatonin, Alone | 9 / 2.70% |
| Ethanol (Beverages) | 7 / 2.10% |
| Acetaminophen, Alone | 6 / 1.80% |
| Atypical Antipsychotics | 6 / 1.80% |
| Bee, Wasp, Hornet Stings | 6 / 1.80% |
| Beta Blocker, Alone | 6 / 1.80% |
| Hypoglycemic: GLP-1 Receptor Antagonists | 6 / 1.80% |

TOTAL CASES: 333

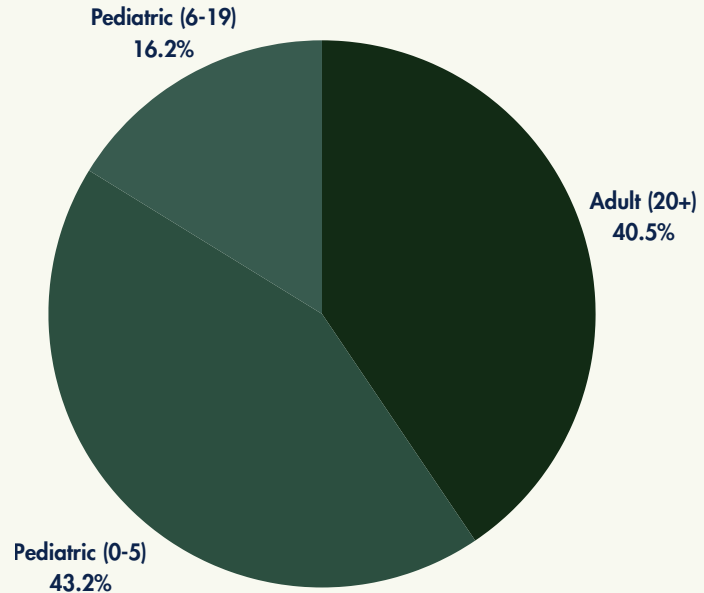


HCF CASES: 84

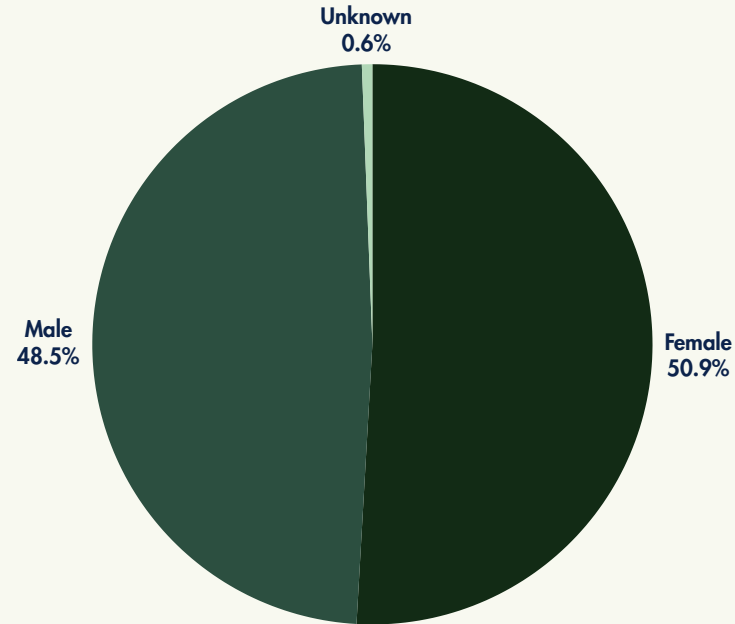
EXPOSURES BY AGE & GENDER



Pediatric vs. Adult



Gender



Top 10 Adult (20+) Substances

Top 10 Pediatric (6-19) Substances

Top 10 Child (0-5) Substances

| | |
|---|----|
| Analgesics..... | 22 |
| Bites & Envenomations | 16 |
| Household Cleaning Products..... | 13 |
| Antidepressants..... | 9 |
| Hormones & Hormone Antagonists..... | 9 |
| Anticonvulsants..... | 8 |
| Cardiovascular Drugs | 8 |
| Sedative/Hypnotics/ Antipsychotics..... | 7 |
| Antihistamines..... | 5 |
| Fumes/Gases/Vapors..... | 5 |
| Antimicrobials..... | 4 |

| | |
|---|---|
| Analgesics..... | 8 |
| Antidepressants..... | 7 |
| Stimulants & Street Drugs..... | 7 |
| Antihistamines..... | 6 |
| Bites & Envenomations..... | 5 |
| Alcohols..... | 4 |
| Anticonvulsants..... | 4 |
| Plants..... | 4 |
| Dietary Supp./Herbals/ Homeopathic..... | 3 |
| Gastrointestinal Preparations..... | 3 |

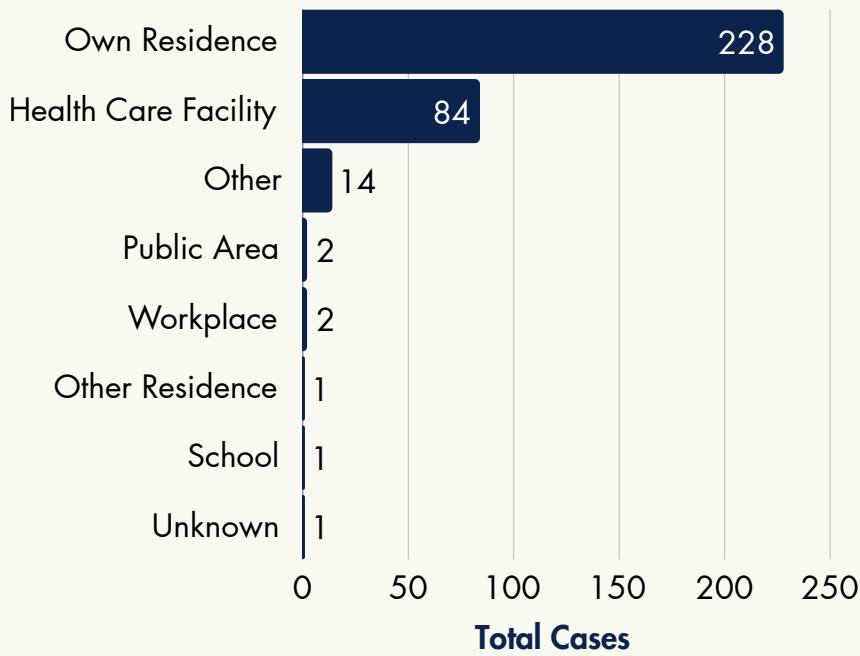
| | |
|---|----|
| Household Cleaning Products..... | 21 |
| Analgesics..... | 18 |
| Cosmetics/Personal Care Products..... | 13 |
| Dietary Supp./Herbals/ Homeopathic..... | 11 |
| Antihistamines..... | 8 |
| Foreign Bodies/Toys/Miscellaneous.... | 6 |
| Topical Preparations..... | 4 |
| Antidepressants..... | 4 |
| Bites & Envenomations | 4 |
| Cardiovascular Drugs | 4 |

MANAGEMENT & CALLER SITE

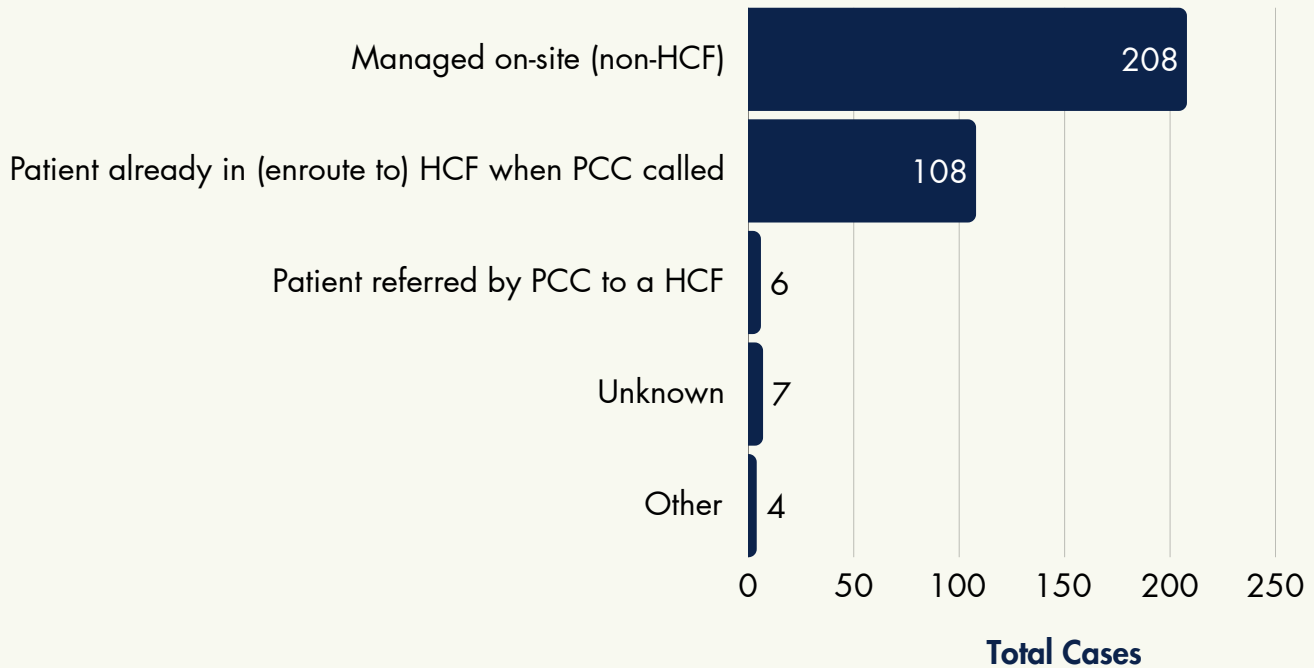


Managing cases safely at home saves millions of dollars in unnecessary health care costs compared with managing patients in a health care facility (HCF). This allows for more efficient and effective use of limited health care resources. Often times, poison center staff advise that exposures can be safely treated at home, saving Arizonans the time and money associated with a visit to the hospital.

Breakdown of Cases by Caller Site



Percentage Breakdown of Exposures by Management Site



CIRCUMSTANCE & ROUTE OF EXPOSURE



Most cases reported to the Arizona Poison and Drug Information Center are the result of accidental exposure. Other circumstances include intentional exposure and adverse reaction. There are also various routes of exposure including ingestion, inhalation, skin or eye exposures, and bites and stings. In some cases, there can be multiple routes of exposure per case. This page provides a look at the originating circumstances and routes of exposures for cases in 2025 from Graham County.

| | |
|---|--|
| <p>UNINTENTIONAL</p> <p>263 cases</p> | <p>UNINTENTIONAL EXPOSURES:</p> <ul style="list-style-type: none"> • general misuse of products • occupational (workplace) • environmental • bites/stings • therapeutic errors • food poisoning |
| <p>INTENTIONAL</p> <p>58 cases</p> | <p>INTENTIONAL EXPOSURES:</p> <ul style="list-style-type: none"> • misuse • abuse • suicide attempts |
| <p>ADVERSE REACTION</p> <p>6 cases</p> | <p>ADVERSE REACTIONS TO:</p> <ul style="list-style-type: none"> • drugs • food • other substances |
| <p>OTHER/ UNKNOWN</p> <p>6 cases</p> | <p>OTHER/UNKNOWN REASONS:</p> <ul style="list-style-type: none"> • malicious • contaminant/tampering • withdrawal |

| | Substance | Number |
|--|------------------|------------|
| <p>Top 5 Routes of Exposure</p> | Ingestion | 243 |
| | Dermal | 29 |
| | Bite/Sting | 25 |
| | Inhalation/Nasal | 22 |
| | Ocular | 20 |

INFORMATION CASES

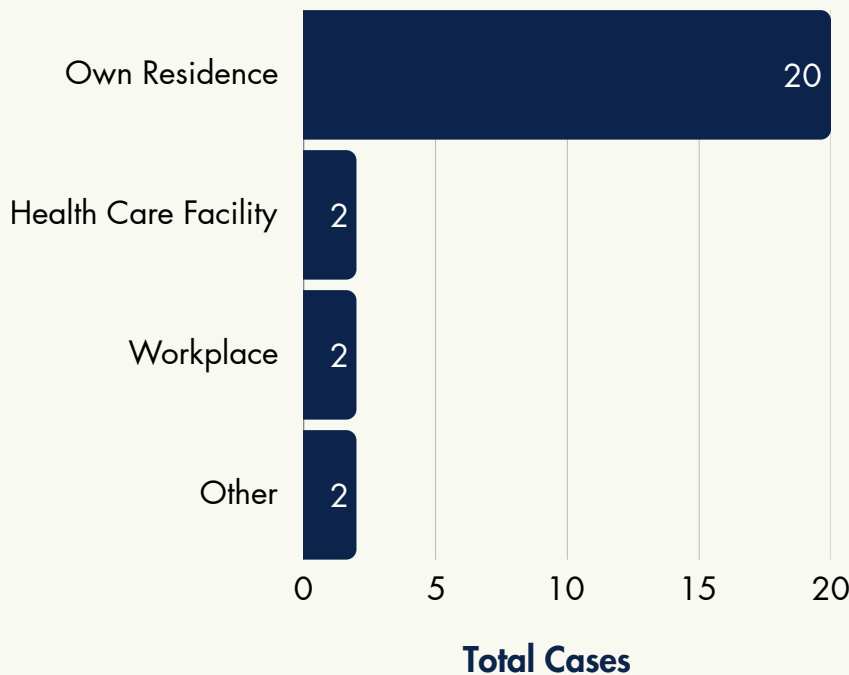


Aside from managing exposure cases, the Arizona Poison and Drug Information Center also manages information calls. Callers may contact the poison center with various questions including those about the toxicity of certain substances/products and medication dosage questions. In 2025, the AZPDIC managed 26 information cases from Graham county.


Top 10 Information Call Substances

| Substance | Number |
|-----------------------------------|--------|
| Not Specified | 8 |
| Analgesics | 3 |
| Antidepressants | 2 |
| Antihistamines | 2 |
| Antimicrobials | 2 |
| Sedative/Hypnotic/Antipsychotics | 2 |
| Serums,Toxoids, Vaccines | 2 |
| Bites & Envenomations | 1 |
| Cold & Cough Preparations | 1 |
| Dietary Supp./Herbals/Homeopathic | 1 |

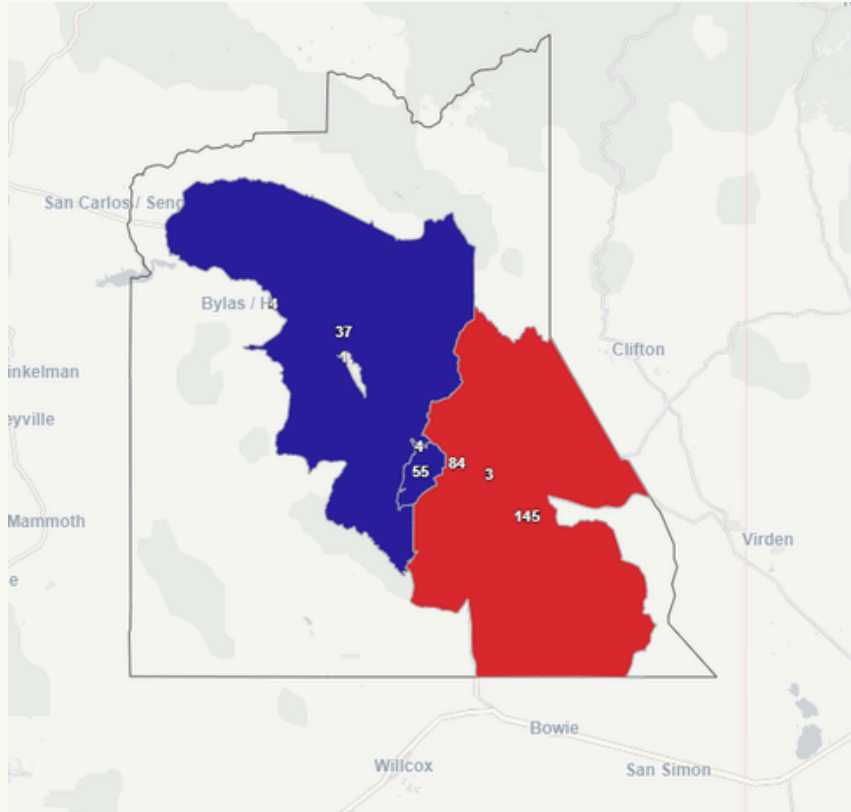
Breakdown of Cases by Caller Site



CASES BY MAP/ZIP CODE



Zip Code Map of All Calls this Year



Zip Code Table of All calls this Year

| Country | County | Zip Code 5 | Total Cases | % of Cases |
|---------------|--------|------------|-------------|----------------|
| Totals | | | 333 | 100.00% |
| United States | Graham | 85546 | 145 | 43.54% |
| United States | Graham | 85548 | 84 | 25.23% |
| United States | Graham | 85552 | 55 | 16.52% |
| United States | Graham | 85543 | 37 | 11.11% |
| United States | Graham | 85530 | 4 | 1.20% |
| United States | Graham | 85531 | 4 | 1.20% |
| United States | Graham | 85551 | 3 | 0.90% |
| United States | Graham | 85536 | 1 | 0.30% |