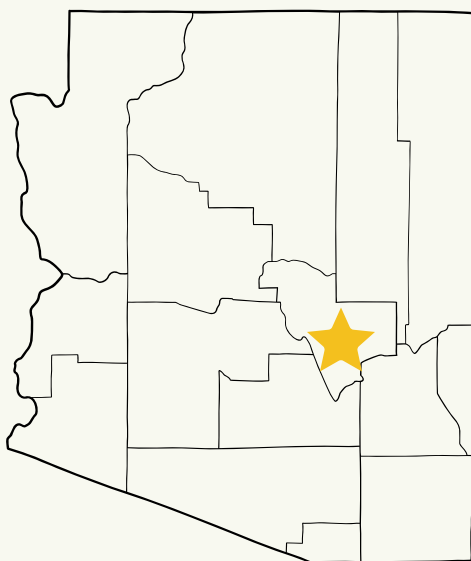


GILA COUNTY 2025 REPORT

Arizona Poison and Drug
Information Center



*Data Retrieved via the National
Poison Data System*

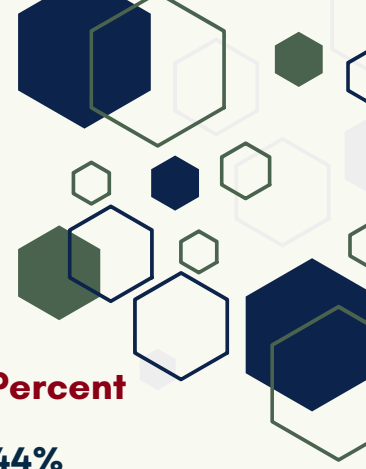


ARIZONA
Poison and Drug
Information Center



1-800-222-1222

EXPOSURE SUBSTANCES



Top 10 Exposure Substances (Major Root)

Substance	Number / Percent
Analgesics	40 / 15.44%
Bites and Envenomations	22 / 8.49%
Anticonvulsants	19 / 7.34%
Antihistamines	19 / 7.34%
Alcohols	17 / 6.56%
Antidepressants	17 / 6.56%
Household Cleaning Substances	17 / 6.56%
Sedative/Hypnotics/Antipsychotics	16 / 6.18%
Cardiovascular Drugs	15 / 5.79%
Dietary Supp./Herbals/Homeopathic	11 / 4.25%

Substances Specified

Substance	Number / Percent
Scorpion Stings	17 / 6.56%
Ethanol (Beverages)	16 / 6.18%
Acetaminophen, Alone	13 / 5.02%
Hydroxyzine	9 / 3.47%
Gabapentin	8 / 3.09%
Atypical Antipsychotics	7 / 2.70%
Ibuprofen	6 / 2.32%
Acetylsalicylic Acid, Alone	5 / 1.93%
Beta Blocker, Alone	5 / 1.93%
Bleaches: Hypochlorite (Liquid & Dry)	5 / 1.93%

TOTAL CASES: 259

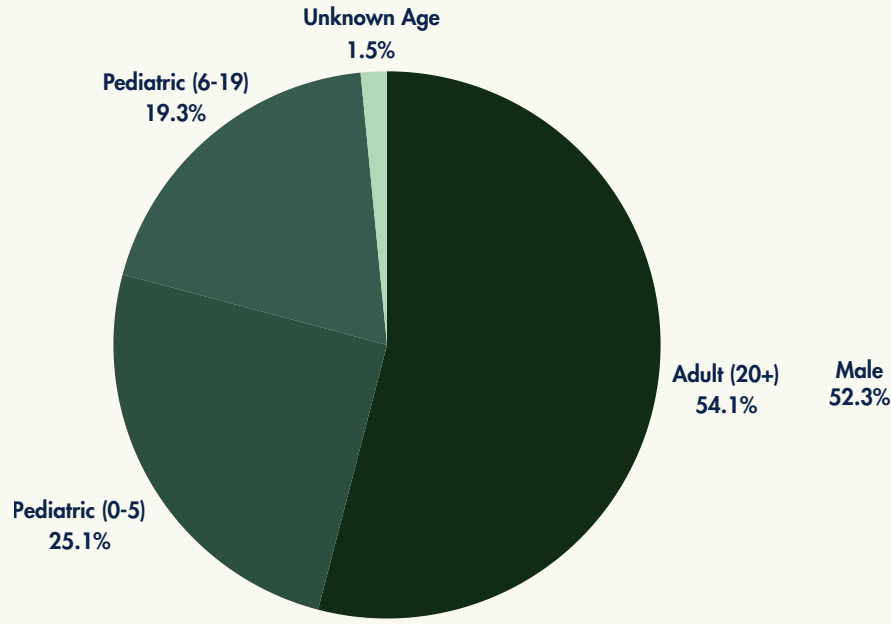


HCF CASES: 135

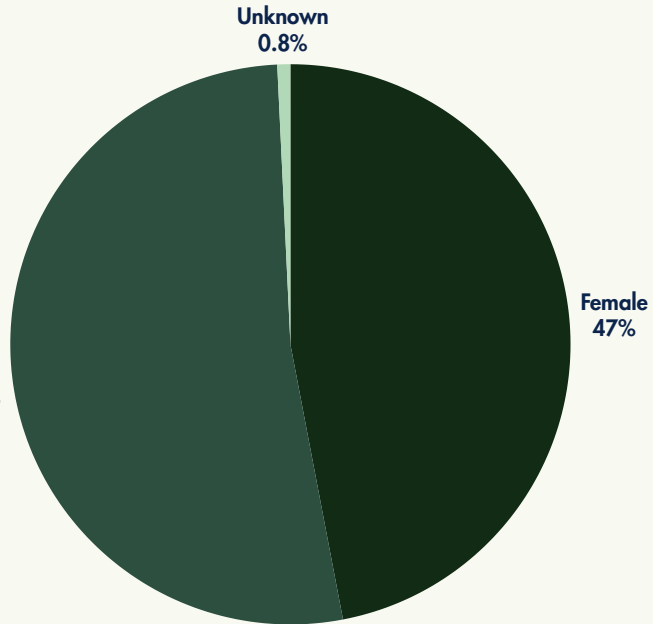
EXPOSURES BY AGE & GENDER



Pediatric vs. Adult



Gender



Top 10 Adult (20+) Substances

Top 10 Pediatric (6-19) Substances

Top 10 Child (0-5) Substances

Analgesics.....	22
Anticonvulsants.....	14
Alcohols.....	13
Sedative/Hypnotics/ Antipsychotics.....	13
Bites & Envenomations.....	12
Cardiovascular Drugs.....	12
Antihistamines	11
Antidepressants.....	10
Hormones and Hormone Antagonists.....	6
Household Cleaning Substances.....	5

Analgesics.....	9
Bites and Envenomations.....	9
Antidepressants.....	6
Alcohols.....	4
Anticonvulsants.....	4
Antihistamines.....	4
Mushrooms, Naturally Occurring.....	4
Dietary Supp./Herbals/ Homeopathic.....	3
Electrolytes and Minerals.....	3
Antimicrobials.....	2

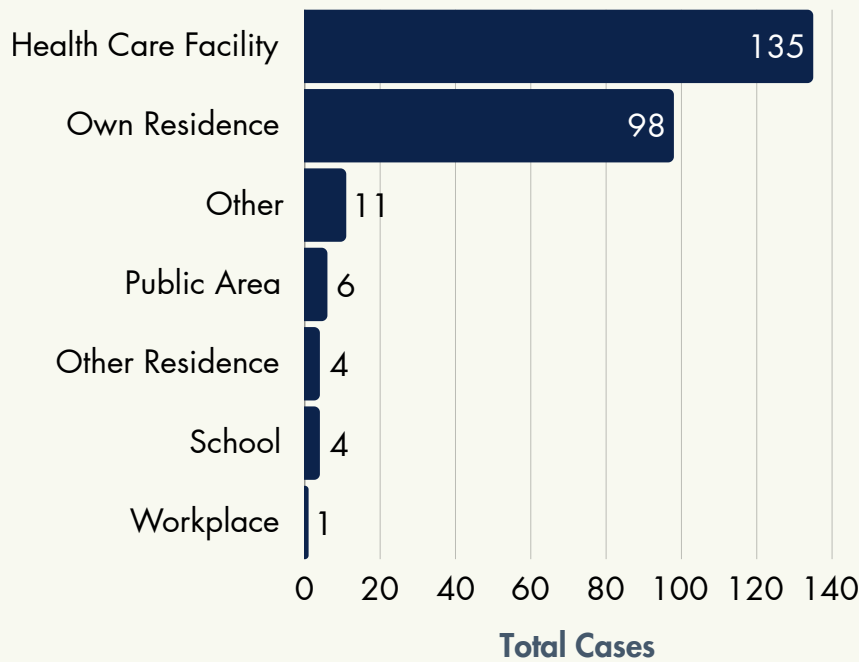
Household Cleaning Substances.....	11
Analgesics.....	8
Dietary Supp./Herbals/ Homeopathic.....	5
Foreign Bodies/Toys/ Misc.....	5
Tobacco/Nicotine/ e-Cigarette Products.....	5
Antihistamines.....	4
Hormones & Hormone Antagonists.....	3
Chemicals.....	2
Cosmetics/Personal Care Products.....	2
Electrolytes and Minerals.....	2

MANAGEMENT & CALLER SITE

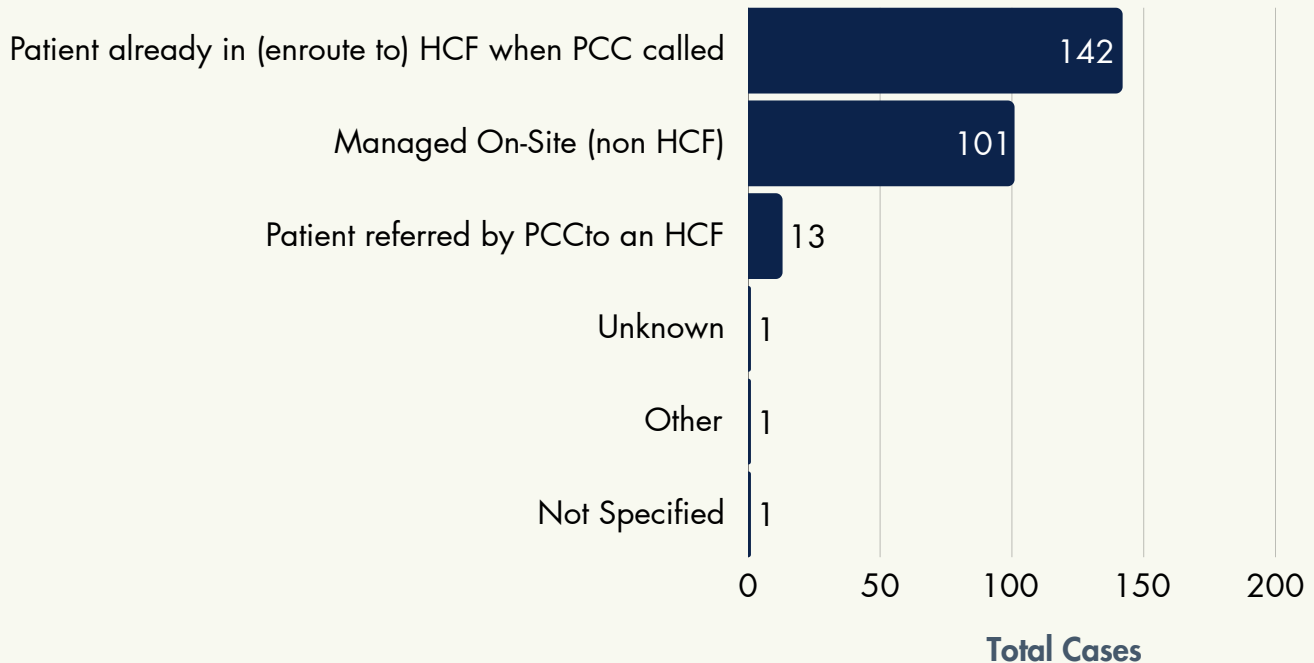


Managing cases safely at home saves millions of dollars in unnecessary health care costs compared with managing patients in a health care facility (HCF). This allows for more efficient and effective use of limited health care resources. Often times, poison center staff advise that exposures can be safely treated at home, saving Arizonans the time and money associated with a visit to the hospital.

Breakdown of Cases by Caller Site



Percentage Breakdown of Exposures by Management Site



CIRCUMSTANCE & ROUTE OF EXPOSURE



Most cases reported to the Arizona Poison and Drug Information Center are the result of accidental exposure. Other circumstances include intentional exposure and adverse reaction. There are also various routes of exposure including ingestion, inhalation, skin or eye exposures, and bites and stings. In some cases, there can be multiple routes of exposure per case. This page provides a look at the originating circumstances and routes of exposures for cases in 2025 from Gila County.

<p>UNINTENTIONAL</p> <p>173 cases</p>	<p>UNINTENTIONAL EXPOSURES:</p> <ul style="list-style-type: none"> • general misuse of products • occupational (workplace) • environmental • bites/stings • therapeutic errors • food poisoning
<p>INTENTIONAL</p> <p>63 cases</p>	<p>INTENTIONAL EXPOSURES:</p> <ul style="list-style-type: none"> • misuse • abuse • suicide attempts
<p>ADVERSE REACTION</p> <p>9 cases</p>	<p>ADVERSE REACTIONS TO:</p> <ul style="list-style-type: none"> • drugs • food • other substances
<p>OTHER/ UNKNOWN</p> <p>14 cases</p>	<p>OTHER/UNKNOWN REASONS:</p> <ul style="list-style-type: none"> • malicious • contaminant/tampering • withdrawal

	Substance	Number
<p>Top 5 Routes of Exposure</p>	Ingestion	200
	Bite/Sting	22
	Dermal	21
	Inhalation/Nasal	16
	Ocular	10

INFORMATION CASES

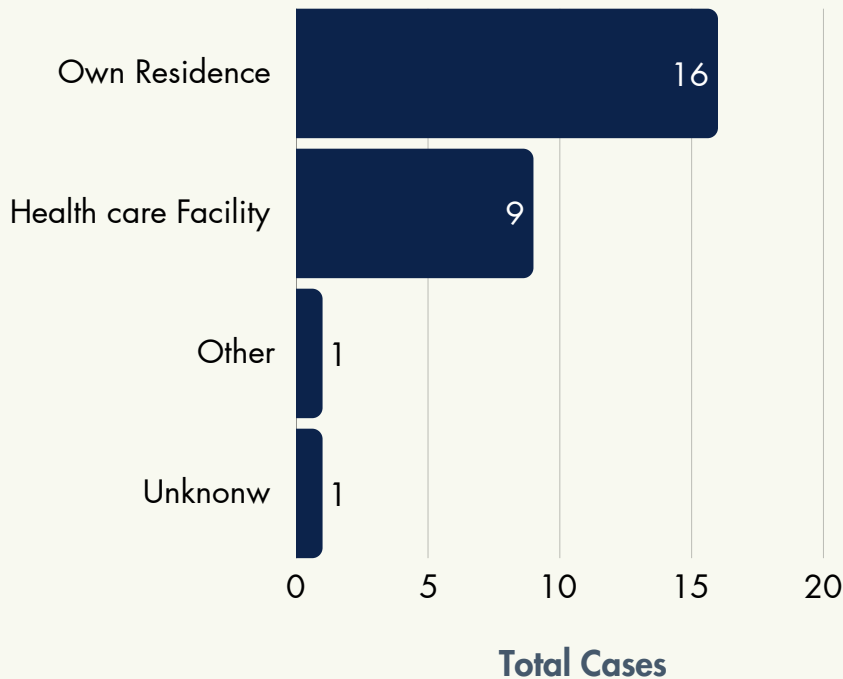


Aside from managing exposure cases, the Arizona Poison and Drug Information Center also manages information calls. Callers may contact the poison center with various questions including those about the toxicity of certain substances/products and medication dosage questions. In 2025, the AZPDIC managed 27 information cases from Gila county.

Top 10 Information Call Substances

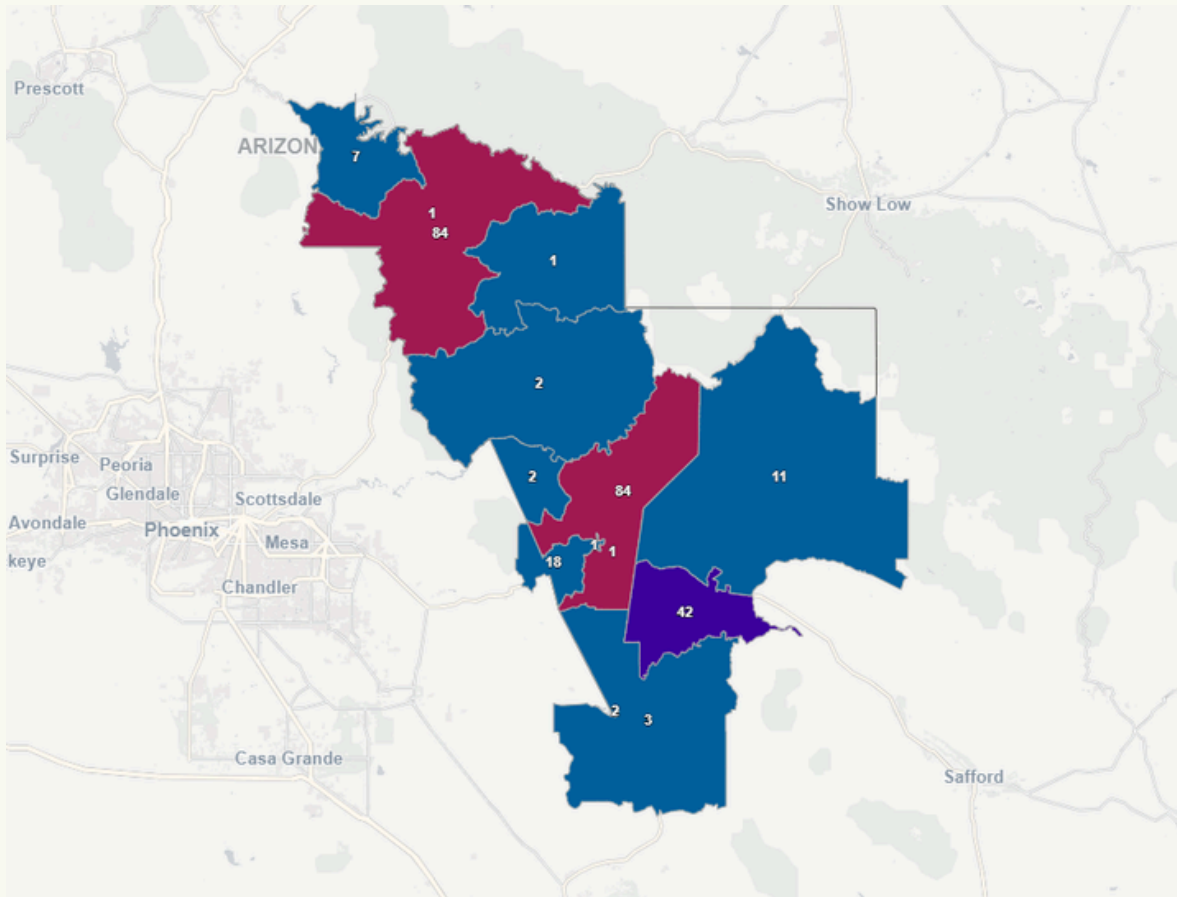
Substance	Number
Not Specified	8
Analgesics	5
Antidepressants	3
Antihistamines	3
Sedative/Hypnotics/Antipsychotics	3
Cardiovascular Drugs	2
Hormones and Hormone Antagonists	2
Other Unknown Nondrug Substance	2
Anticonvulsants	1
Antimicrobials	1

Breakdown of Cases by Caller Site



CASES BY MAP/ZIP CODE

Zip Code Map of All Calls this Year



Zip Code Table of All calls this Year

Country	Q	County	Q	Zip Code 5	Q	Total Cases	% of Cases
Totals						259	100.00%
United States		Gila		85501		84	32.43%
United States		Gila		85541		84	32.43%
United States		Gila		85542		42	16.22%
United States		Gila		85539		18	6.95%
United States		Gila		85550		11	4.25%
United States		Gila		85544		7	2.70%
United States		Gila		85192		3	1.16%
United States		Gila		85135		2	0.77%
United States		Gila		85545		2	0.77%
United States		Gila		85553		2	0.77%
United States		Gila		85502		1	0.39%
United States		Gila		85532		1	0.39%
United States		Gila		85547		1	0.39%
United States		Gila		85554		1	0.39%