

2025 SUMMARY: YAVAPAI COUNTY

Arizona Poison and Drug
Information Center



*Data Retrieved via the National
Poison Data System*



ARIZONA
Poison and Drug
Information Center



1-800-222-1222

YEAR IN REVIEW

TOTAL CASES	✦	835
HCF CASES	✦	387

Top 10 Exposure Substances

Substance	Number / Percent
Ethanol (Beverages)	50 / 5.99%
Scorpion Stings	35 / 4.19%
Benzodiazepines	31 / 3.71%
Atypical Antipsychotics	29 / 3.47%
Diphenhydramine	26 / 3.11%
Acetaminophen	25 / 2.99%
Ibuprofen	25 / 2.99%
Hydroxyzine	23 / 2.75%
Trazodone	22 / 2.63%
Gabapentin	21 / 2.51%

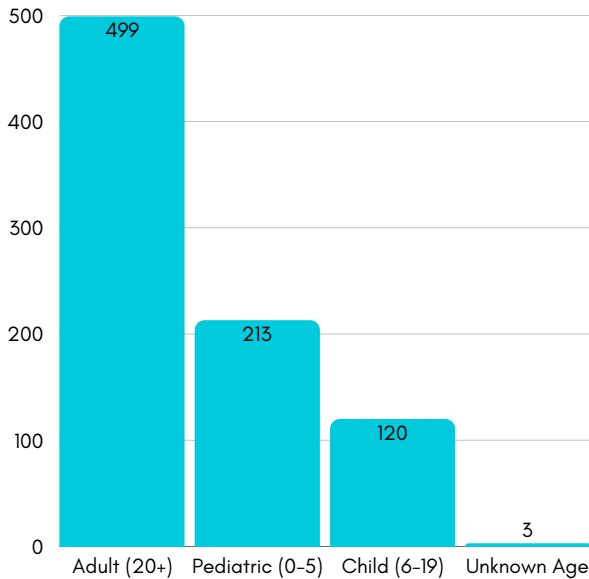
Top 10 Information Case Substances

Substance	Number / Percent
Hydroxyzine	16 / 11.11%
Not Specified	15 / 10.42%
Atypical Antipsychotics	13 / 9.03%
Oral Hypoglycemics:Biguanides	10 / 6.94%
Other Types Gamma Aminobutyric Acid Anticonvulsant	7 / 4.86%
Trazodone	7 / 4.86%
Oxycodone Alone or in Combination	6 / 4.17%
Systemic Antibiotic Preparations	6 / 4.17%
Valproic Acid	6 / 4.17%
Antispasmodics: Anticholinergic Containing	5 / 3.47%

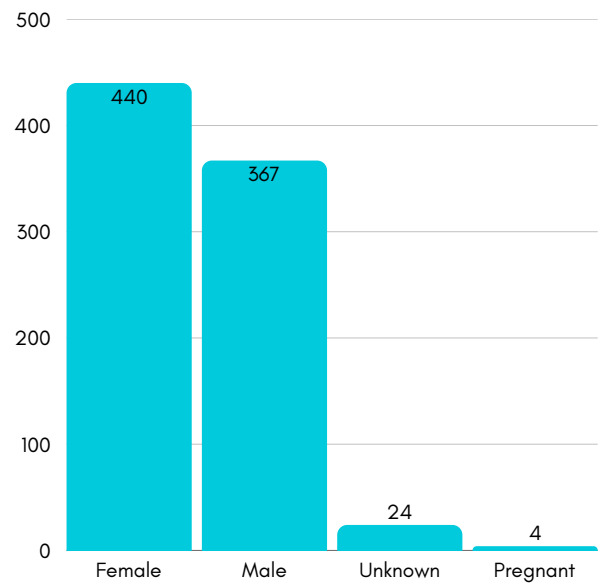
*Information cases are non-exposure, meaning they are cases in which callers reached out to the poison center requesting more information on a specific substance/item/etc.

EXPOSURES BY AGE & GENDER

Pediatric vs. Adult



Gender



Top 10 Adult (20+) Substances

Ethanol (Beverages): 45
 Benzodiazepines: 27
 Atypical Antipsychotics: 24
 Scorpion Stings: 23
 Gabapentin: 21
 Beta Blocker: 20
 trazodone: 19
 Hydroxyzine: 17
 Bupropion: 14
 Acetaminophen: 13

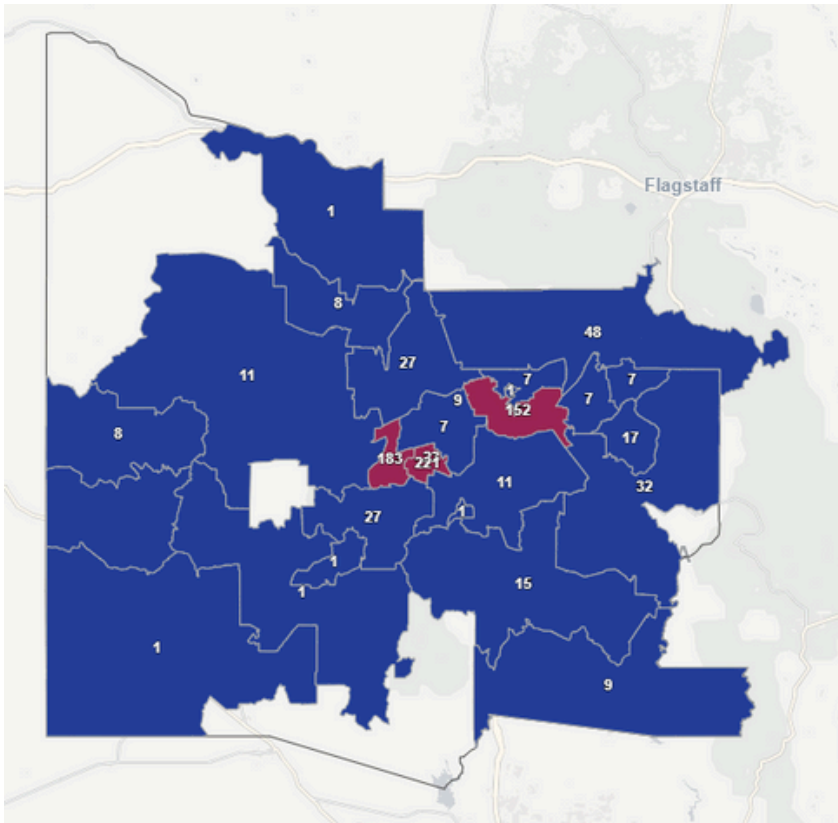
Top 10 Pediatric (0-5) Substances

Melatonin: 9
 Scorpion Stings: 7
 Acetaminophen (Pediatric): 6
 Ibuprofen: 6
 Marijuana (Edible Preparation): 6
 Loratadine: 5
 Acetaminophen (unknown): 4
 Multiple Vitamin Tablets (Adult): 4
 Other Types - Gastrointestinal Preparation: 4
 Bleaches: 3

Top 10 Child (6-19) Substances

Diphenhydramine: 11
 Ibuprofen: 10
 Acetaminophen: 8
 Dyes - Other: 8
 Desiccants: 6
 Atypical Antipsychotics: 5
 Ethanol (Beverages): 5
 Hydroxyzine: 5
 Scorpion Stings: 5
 Sertraline: 4

CASES BY MAP/ZIP CODE



Cases by Map

Zip Code 5	Q	Total Cases	% of Cases
		835	100.00%
86313		9	1.08%
86321		8	0.96%
86334		8	0.96%
86315		7	0.84%
86324		7	0.84%
86325		7	0.84%
86351		7	0.84%
85332		1	0.12%
85362		1	0.12%
86320		1	0.12%
86329		1	0.12%
86331		1	0.12%
86332		1	0.12%

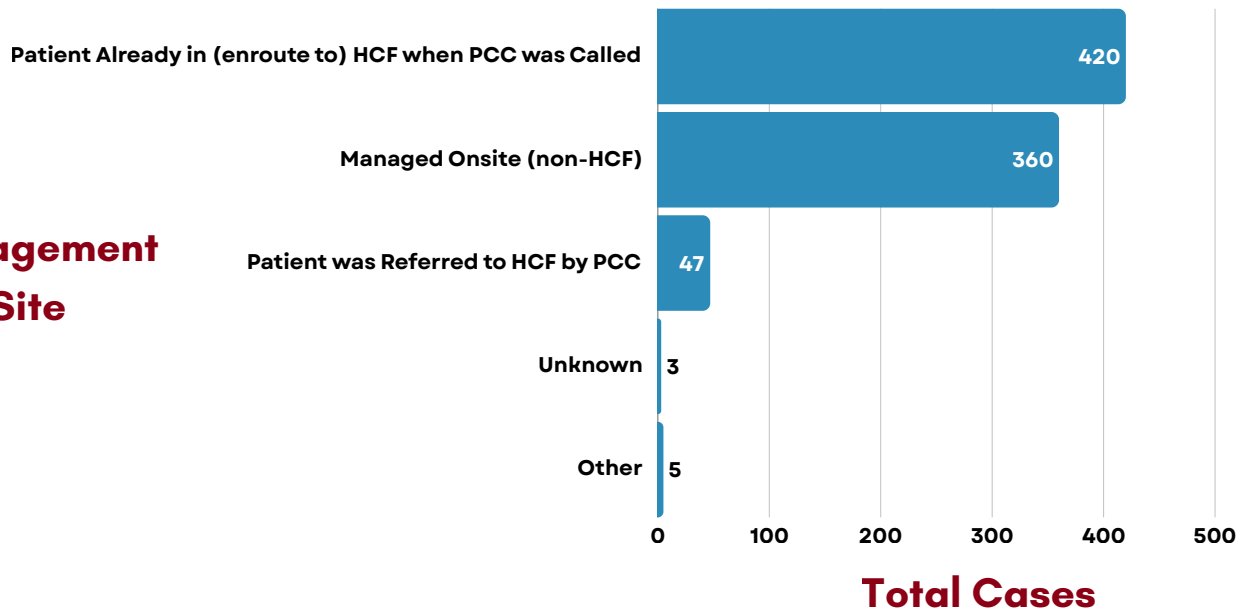
Cases by Zip Code

MANAGEMENT & CALLER SITE

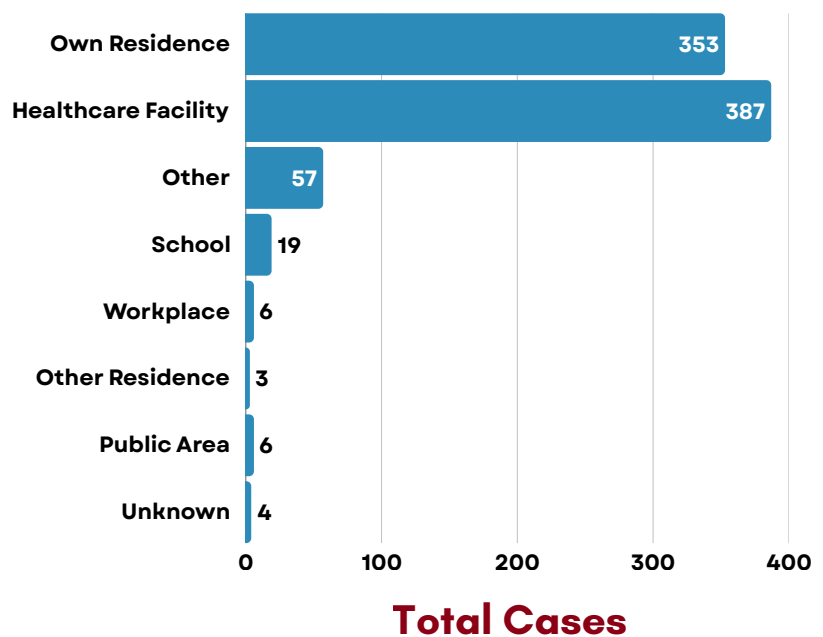


Managing cases safely at home saves millions of dollars in unnecessary health care costs compared with managing patients in a healthcare facility (HCF). This allows for more efficient and effective use of limited health care resources. Often times, poison center staff advise that exposures can be safely treated at home, saving Arizona residents a trip to the hospital.

Management Site



Caller Site

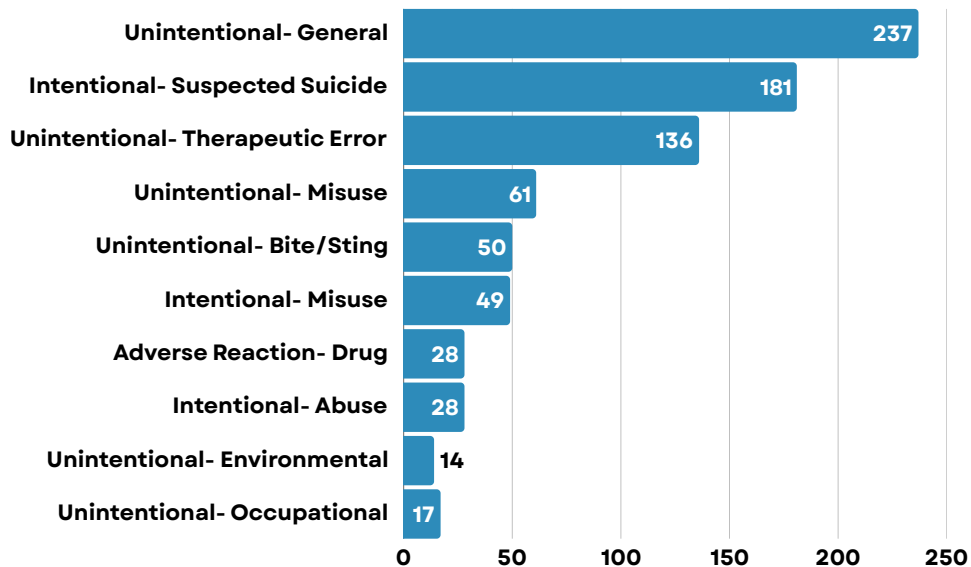


CIRCUMSTANCE & ROUTE OF EXPOSURE



Most cases managed by the Arizona Poison Center are a result of an accidental exposure. This page breaks down the reason behind Yavapai exposures for 2024, leaving out information cases.

Top 10 Reasons for Exposure



UNINTENTIONAL <ul style="list-style-type: none"> • 515 total 	UNINTENTIONAL EXPOSURES: <ul style="list-style-type: none"> • <u>general misuse of products</u> • environmental • bites & stings • therapeutic errors • food poisoning
INTENTIONAL <ul style="list-style-type: none"> • 258 total 	INTENTIONAL EXPOSURES: <ul style="list-style-type: none"> • misuse • abuse • <u>*suspected suicide</u>
INFORMATION CASE <ul style="list-style-type: none"> • 144 total 	REQUESTING INFORMATION ON: <ul style="list-style-type: none"> • medications • chemicals • other substances



TOP 5 ROUTES OF EXPOSURE:

