

2025 SUMMARY: PINAL COUNTY

Arizona Poison and Drug
Information Center




*Data Retrieved via the National
Poison Data System*



ARIZONA
Poison and Drug
Information Center



 1-800-222-1222

YEAR IN REVIEW

TOTAL CASES	◆	1,618
HCF CASES	◆	182

Top 10 Exposure Substances

Substance	Number / Percent
Scorpion Stings	71/ 4.39%
Ibuprofen	51/ 3.15%
Acetaminophen	41/ 2.53%
Melatonin	38/ 2.35%
Foreign Body, Toy, or Misc. Substance	25/ 1.55%
Automotive products: Ethylene Glycol	24/ 1.48%
Bleaches	23/ 1.42%
Systemic Antibiotic Preparations	23/ 1.42%
Diphenhydramine	21/ 1.30%
Ethanol (Beverages)	20/ 1.24%

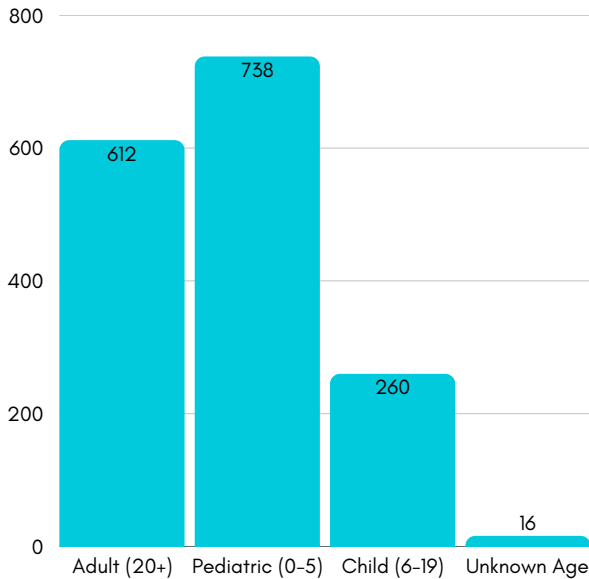
Top 10 Information Case Substances

Substance	Number / Percent
Not Specified	33/24.44%
Ibuprofen	6/ 4.44%
Corticosteroids	5/ 3.70%
Systemic Antibiotic Preparations	5/ 3.70%
Acetaminophen	4/ 2.96%
Acetaminophen with Oxycodone	4/ 2.96%
Buprenorphine	4/ 2.96%
Calcium Antagonist	4/ 2.96%
Other Non-Drug Substances	4/ 2.96%
Atypical Antipsychotics	3/ 2.22%

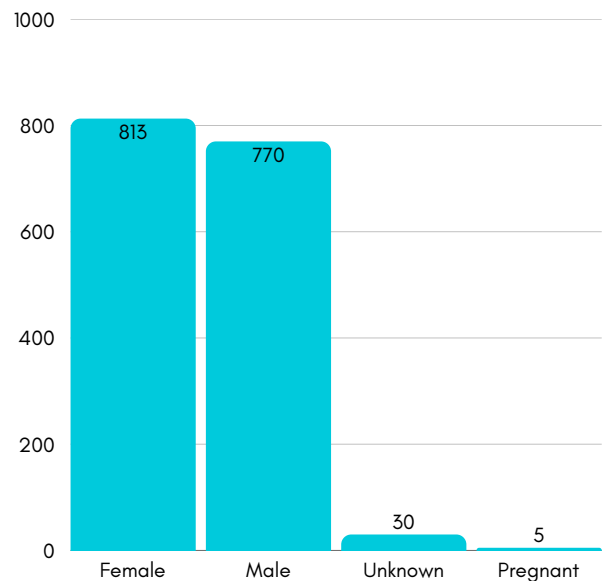
*Information cases are non-exposure, meaning they are cases in which callers reached out to the poison center requesting more information on a specific substance/item/etc.

EXPOSURES BY AGE & GENDER

Pediatric vs. Adult



Gender



Top 10 Adult (20+) Substances

Scorpion Stings: 51
 Acetaminophen: 18
 Beta Blocker: 13
 Ethanol (Beverages): 13
 Bleaches - Hypochlorite: 12
 Atypical Antipsychotics: 11
 Gabapentin: 10
 Hydroxyzine: 10
 Non-Prescription Fentanyl: 10
 Pyrethroids: 10

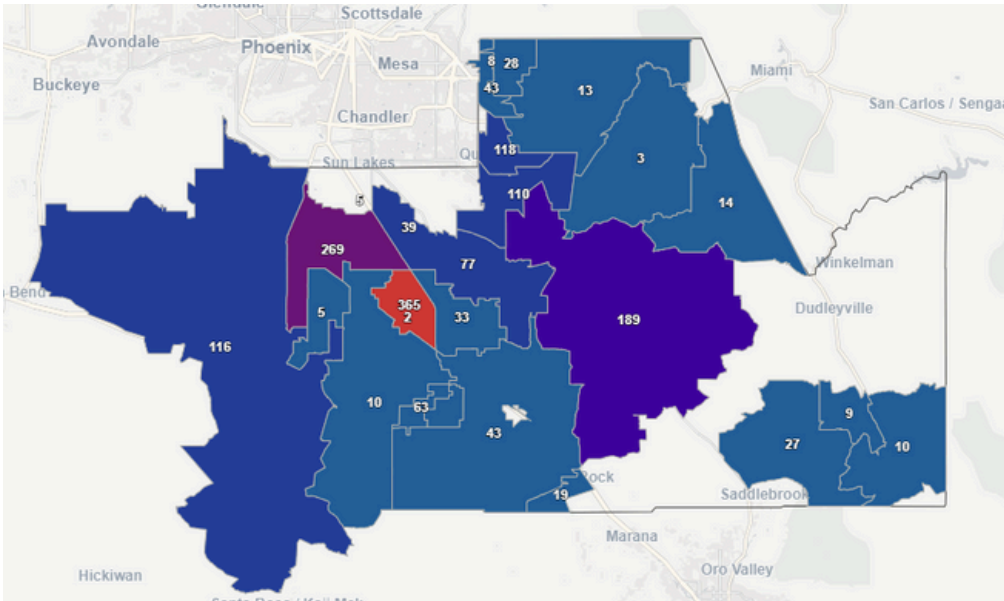
Top 10 Pediatric (0-5) Substances

Melatonin: 34
 Ibuprofen: 33
 Diaper Care and Rash Products: 17
 Foreign Body, Toy, or Misc. Substance: 17
 Acetaminophen: 13
 Diphenhydramine: 12
 Multiple Vitamin Tablets (Pediatric Formulations): 12
 Calcium and Calcium Salts: 11
 Laundry Detergents: 11
 Laxatives: 11

Top 10 Child (6-19) Substances

Automotive Products- Ethylene Glycol: 20
 Scorpion Stings: 15
 Acetaminophen: 9
 Ibuprofen: 9
 Systemic Antibiotic Preparations: 7
 Atypical Antipsychotics: 6
 Camphor and Methyl Salicylate Combinations: 6
 Amphetamines and Related Compounds: 5
 Ethanol (Beverages): 5
 Foreign Body, Toy, or Misc. Substance: 5

CASES BY MAP/ZIP CODE



Cases by Map

Cases by Zip Code

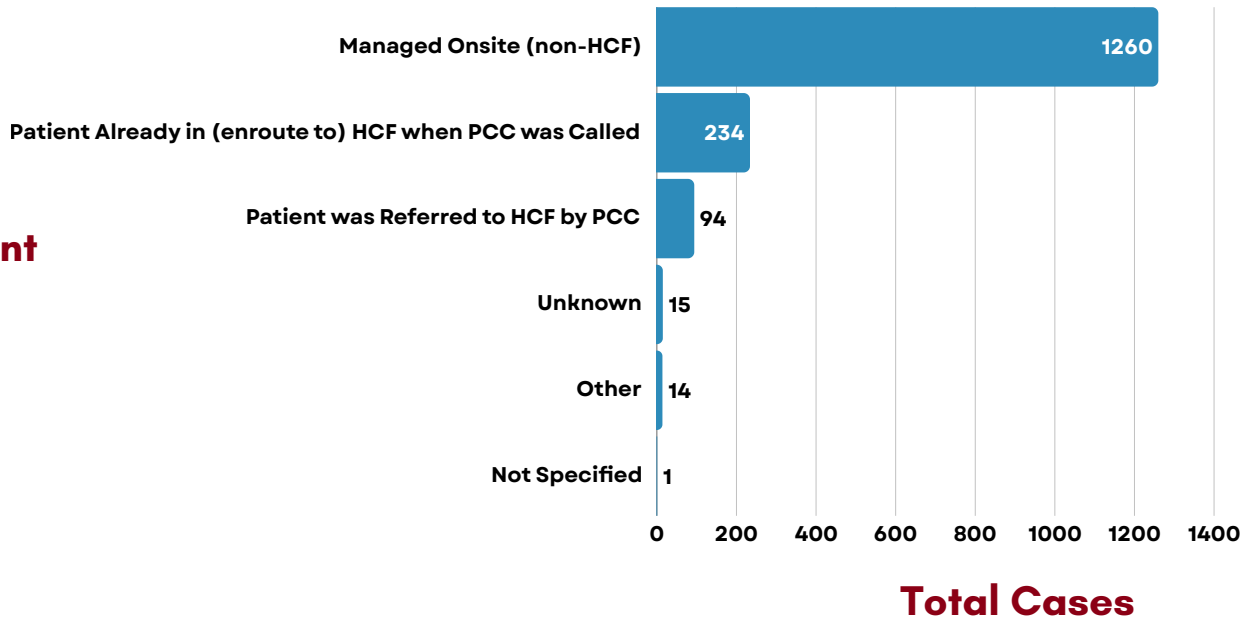
Zip Code 5	Q	Total Cases	% of Cases
		1,618	100.00%
85122		365	22.56%
85138		269	16.63%
85132		189	11.68%
85140		118	7.29%
85139		116	7.17%
85143		110	6.80%
85128		77	4.76%
85123		63	3.89%
85120		43	2.66%
85131		43	2.66%
85147		39	2.41%
85194		33	2.04%
85119		28	1.73%
85623		27	1.67%
85145		19	1.17%
85137		14	0.87%
85118		13	0.80%
85193		10	0.62%
85631		10	0.62%
85618		9	0.56%
85117		8	0.49%
85121		5	0.31%
85172		5	0.31%
85173		3	0.19%
85130		2	0.12%

MANAGEMENT & CALLER SITE

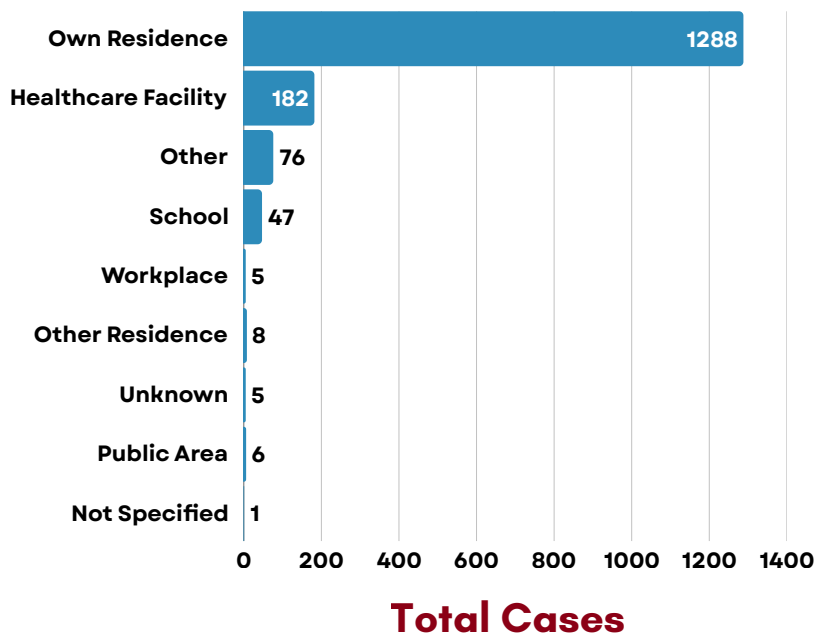


Managing cases safely at home saves millions of dollars in unnecessary health care costs compared with managing patients in a healthcare facility (HCF). This allows for more efficient and effective use of limited health care resources. Often times, poison center staff advise that exposures can be safely treated at home, saving Arizona residents a trip to the hospital.

Management Site



Caller Site

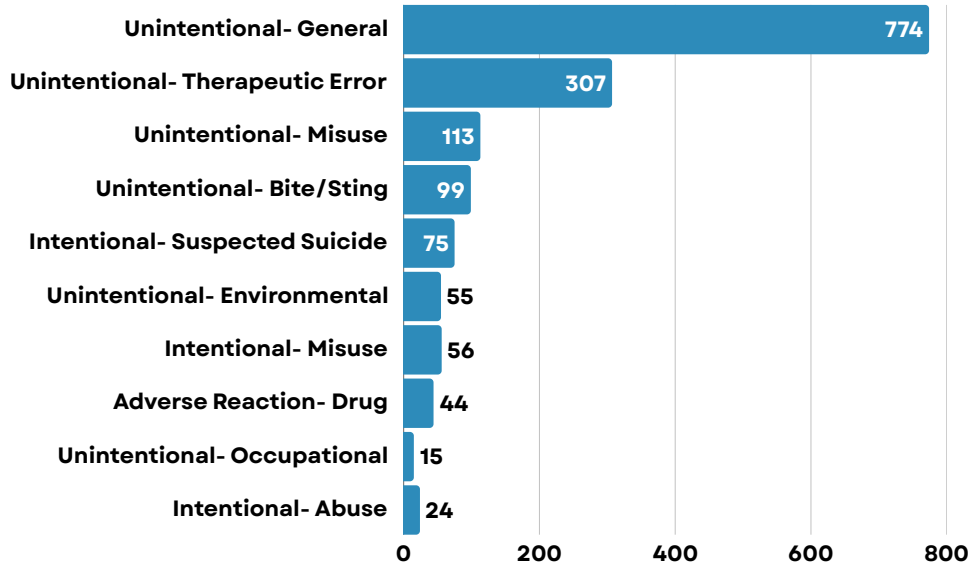


CIRCUMSTANCE & ROUTE OF EXPOSURE



Most cases managed by the Arizona Poison Center are a result of an accidental exposure. This page breaks down the reason behind Pinal County exposures for 2024, leaving out information cases.

Top 10 Reasons for Exposure



UNINTENTIONAL <ul style="list-style-type: none"> • 1,363 total 	UNINTENTIONAL EXPOSURES: <ul style="list-style-type: none"> • <u>*general misuse of products</u> • environmental • bites & stings • therapeutic errors • food poisoning
INTENTIONAL <ul style="list-style-type: none"> • 155 total 	INTENTIONAL EXPOSURES: <ul style="list-style-type: none"> • misuse • abuse • <u>*suspected suicide</u>
INFORMATION CASE <ul style="list-style-type: none"> • 135 total 	REQUESTING INFORMATION ON: <ul style="list-style-type: none"> • medications • chemicals • other substances



TOP 5 ROUTES OF EXPOSURE:

