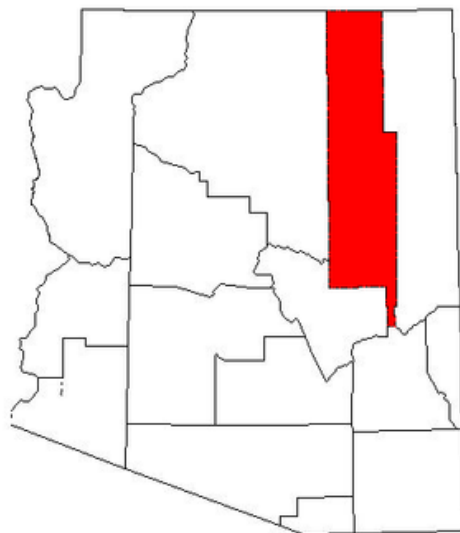


NAVAJO COUNTY 2025 OVERVIEW

Arizona Poison and Drug
Information Center



*Data Retrieved via the National
Poison Data System*



ARIZONA
Poison and Drug
Information Center



1-800-222-1222

YEAR IN REVIEW

TOTAL CASES	◆	491
HCF CASES	◆	307

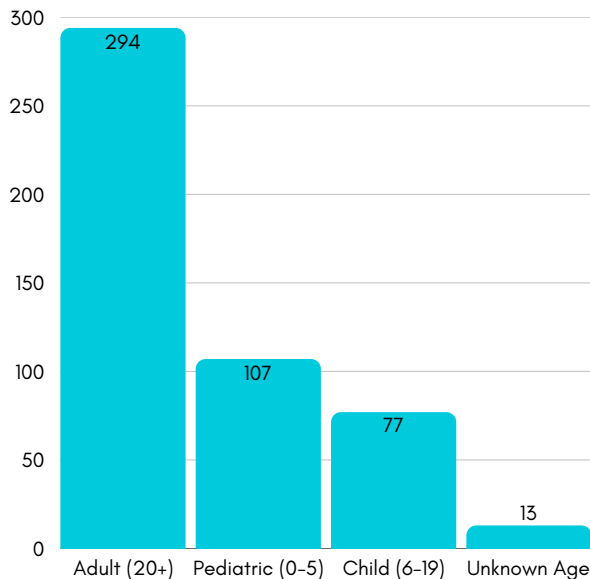
	Substance	Number / Percent
Top 10 Exposure Substances	Ethanol (Beverages)	56 / 11.41%
	Acetaminophen	26 / 5.30%
	Atypical Antipsychotics	26 / 5.30%
	Ibuprofen	26 / 5.30%
	Diphenhydramine	19 / 3.87%
	Unknown Type Adhesive, Glue, Cement, Paste	18 / 3.67%
	Hydroxyzine	17 / 3.46%
	Gabapentin	14 / 2.85%
	Trazodone	14 / 2.85%
	Carbon Monoxide	13 / 2.65%

	Substance	Number / Percent
Top 10 Information Case Substances	Not Specified	8 / 15.38%
	Cetirizine	4 / 7.69%
	Laxatives	4 / 7.69%
	Acetaminophen with Hydrocodone	3 / 5.77%
	Calcium and Calcium Salts	3 / 5.77%
	Oxycodone Alone / in Combination	3 / 5.77%
	Acetaminophen	2 / 3.85%
	Buprenorphine	2 / 3.85%
	Misc. Unknown Drugs	2 / 3.85%
	Naproxen	2 / 3.85%

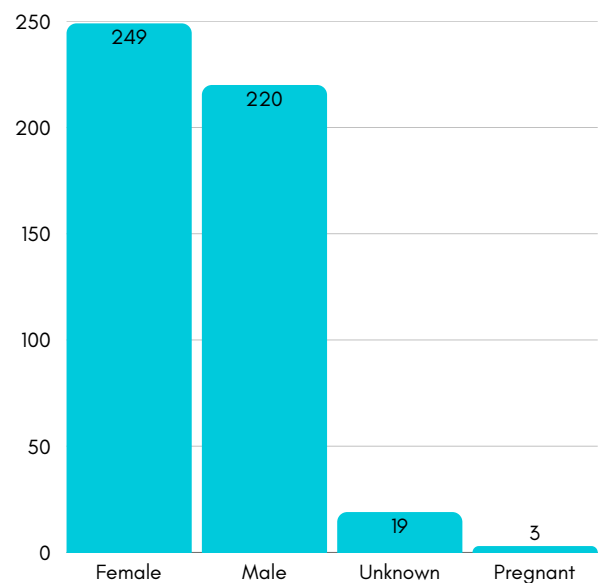
*Information cases are non-exposure, meaning they are cases in which callers reached out to the poison center requesting more information on a specific substance/item/etc.

EXPOSURES BY AGE & GENDER

Pediatric vs. Adult



Gender



Top 10 Adult (20+) Substances

Ethanol (Beverages): 48
 Atypical Antipsychotics: 22
 Acetaminophen: 20
 Ibuprofen: 14
 Gabapentin: 13
 hydroxyzine: 13
 Trazodone: 12
 Carbon Monoxide: 11
 Acetaminophen (Adult): 7
 Bleaches: 7

Top 10 Pediatric (0-5) Substances

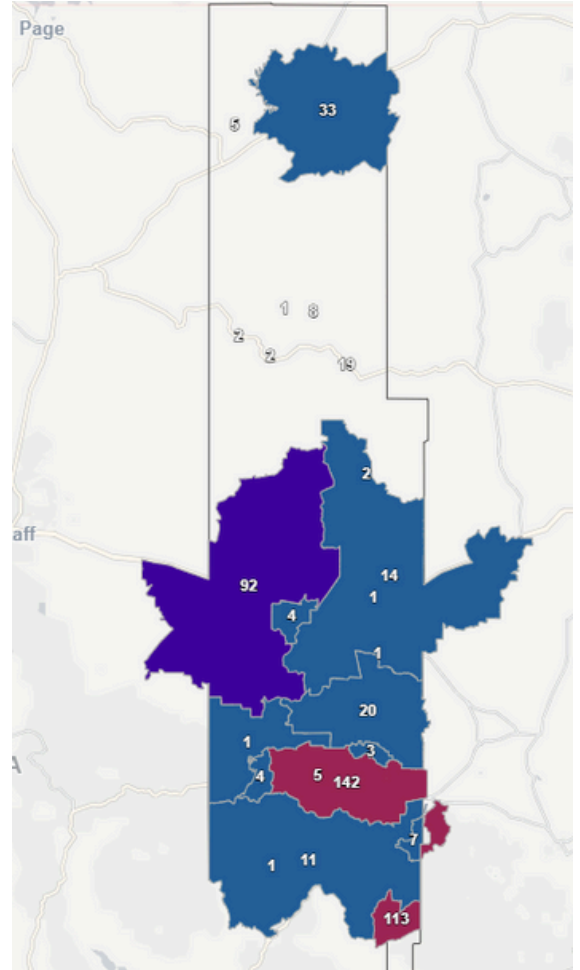
Ibuprofen: 7
 Acetaminophen: 3
 Diphenhydramine: 3
 Systemic Antibiotic Preparations: 3
 Acetylsalicylic Acid: 2
 Beta Blocker: 2
 Calcium and Calcium Salts: 2
 Calcium Antagonist: 2
 Corticosteroids: 2
 Diaper Care/Rash Products: 2

Top 10 Child (6-19) Substances

Diphenhydramine: 9
 Ethanol (Beverages): 7
 Sertraline: 6
 Ibuprofen: 5
 Scorpion Stings: 5
 Acetaminophen (Adult): 4
 Atypical Antipsychotics: 4
 Hydroxyzine: 4
 Acetaminophen (Unknown): 3
 Clonidine: 3

CASES BY MAP/ZIP CODE

Cases by Map



Cases by Zip Code

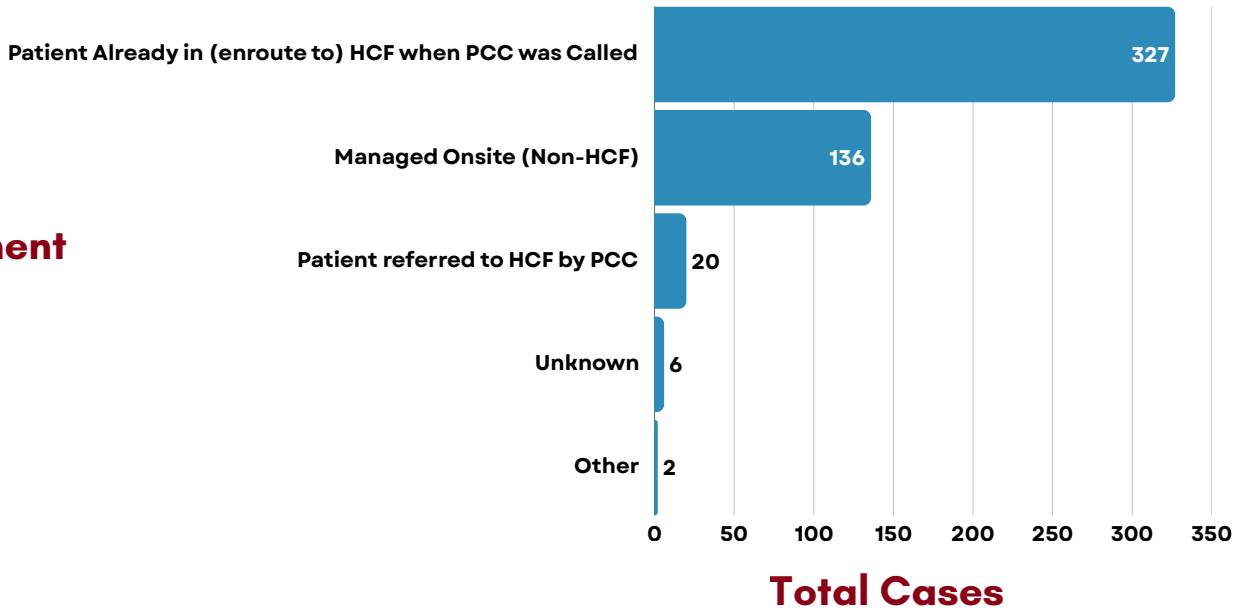
Zip Code 5	Q	Total Cases	% of Cases
		491	100.00%
85901		142	28.92%
85941		113	23.01%
86047		92	18.74%
86033		33	6.72%
85937		20	4.07%
86034		19	3.87%
86025		14	2.85%
85929		11	2.24%
86510		8	1.63%
85935		7	1.43%
85923		5	1.02%
86054		5	1.02%
85933		4	0.81%
86032		4	0.81%
85939		3	0.61%
86031		2	0.41%
86039		2	0.41%
86043		2	0.41%
85911		1	0.20%
85928		1	0.20%
85942		1	0.20%
86029		1	0.20%
86042		1	0.20%

MANAGEMENT & CALLER SITE

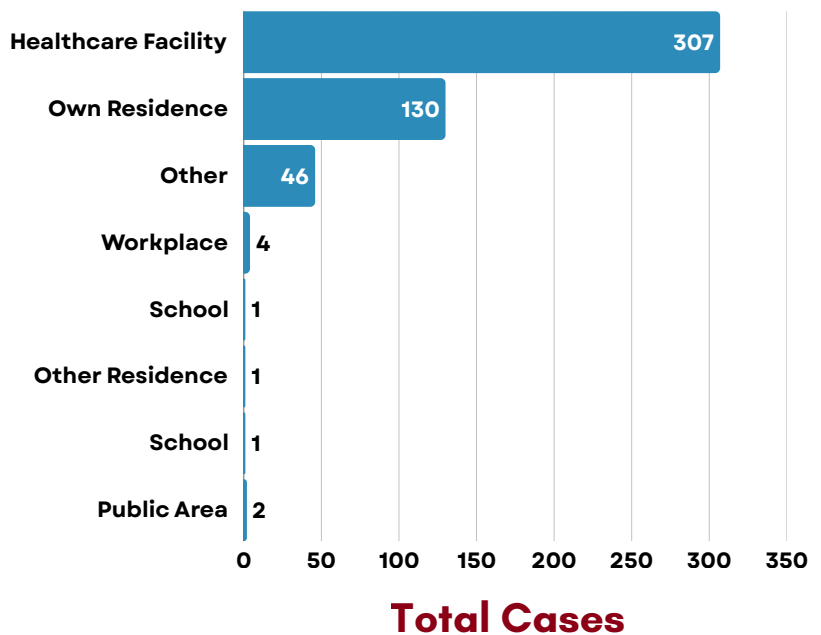


Managing cases safely at home saves millions of dollars in unnecessary health care costs compared with managing patients in a healthcare facility (HCF). This allows for more efficient and effective use of limited health care resources. Often times, poison center staff advise that exposures can be safely treated at home, saving Arizona residents a trip to the hospital.

Management Site



Caller Site

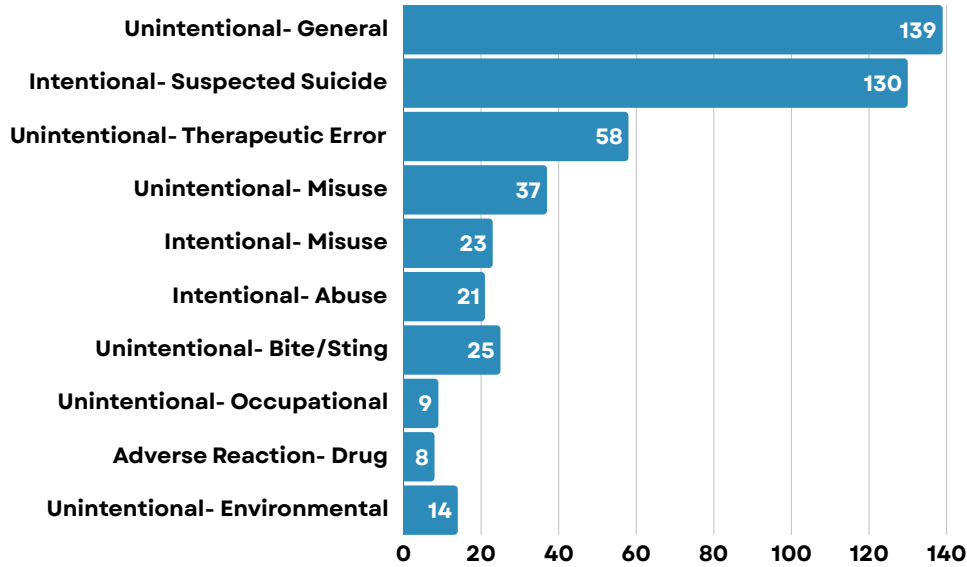


CIRCUMSTANCE & ROUTE OF EXPOSURE

Most cases managed by the Arizona Poison Center are a result of an accidental exposure. This page breaks down the reason behind Navajo County exposures for 2024, leaving out information cases.



Top 10 Reasons for Exposure



UNINTENTIONAL <ul style="list-style-type: none"> • 282 	UNINTENTIONAL EXPOSURES: <ul style="list-style-type: none"> • <u>general misuse of products</u> • environmental • bites & stings • therapeutic errors • food poisoning
INTENTIONAL <ul style="list-style-type: none"> • 174 total 	INTENTIONAL EXPOSURES: <ul style="list-style-type: none"> • misuse • abuse • <u>*suspected suicide</u>
INFORMATION CASE <ul style="list-style-type: none"> • 52 total 	REQUESTING INFORMATION ON: <ul style="list-style-type: none"> • medications • chemicals • other substances



TOP 5 ROUTES OF EXPOSURE:

