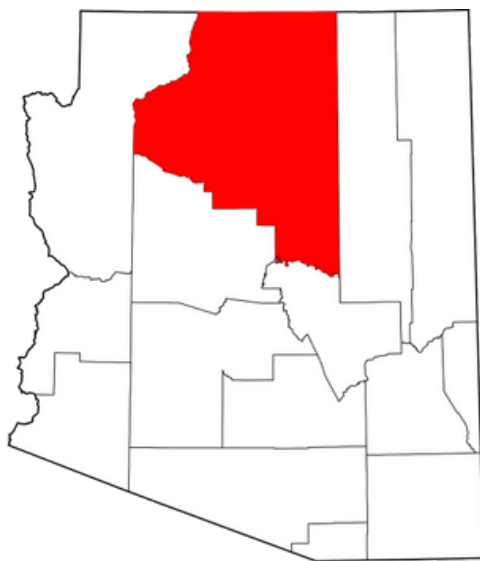


2025 SUMMARY: COCONINO COUNTY

Arizona Poison and Drug
Information Center



*Data Retrieved via the National
Poison Data System*



ARIZONA
Poison and Drug
Information Center



 1-800-222-1222

YEAR IN REVIEW

TOTAL CASES	✦	681
HCF CASES	✦	361

Top 10 Exposure Substances

Substance	Number / Percent
Ethanol	70 / 10.28%
Acetaminophen	56 / 8.22%
Atypical Antipsychotics	31 / 4.55%
Diphenhydramine	23 / 3.38%
Ibuprofen	20 / 2.94%
Hydroxyzine	17 / 2.50%
Misc. Unknown Drugs	17 / 2.50%
Trazodone	16 / 2.35%
Beta Blocker	13 / 1.91%
Gabapentin	12 / 1.76%

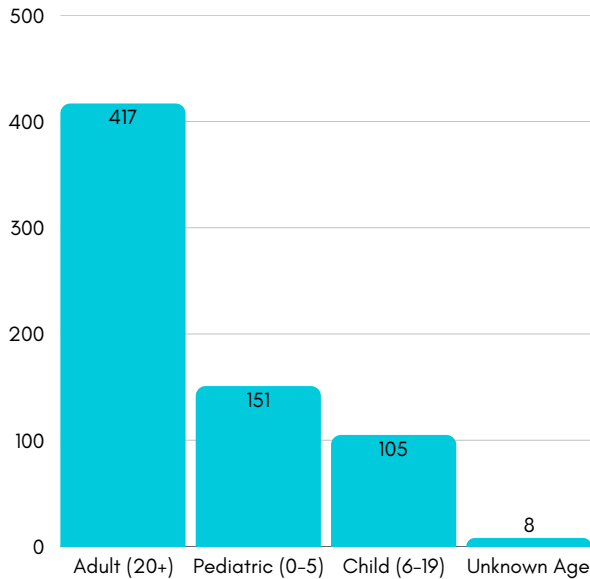
Top 10 Information Case Substances

Substance	Number / Percent
Atypical Antipsychotics	28 / 9.93%
Benzodiazepines	24 / 8.51%
Hydroxyzine	23 / 8.16%
Levetiracetam	20 / 7.09%
Antacids: Proton Pump Inhibitors	19 / 6.74%
Baclofen	14 / 4.96%
Calcium and Calcium Salts	14 / 4.96%
Antihyperlipidemic	13 / 4.61%
Lamotrigine	13 / 4.61%
Not Specified	12 / 4.26%

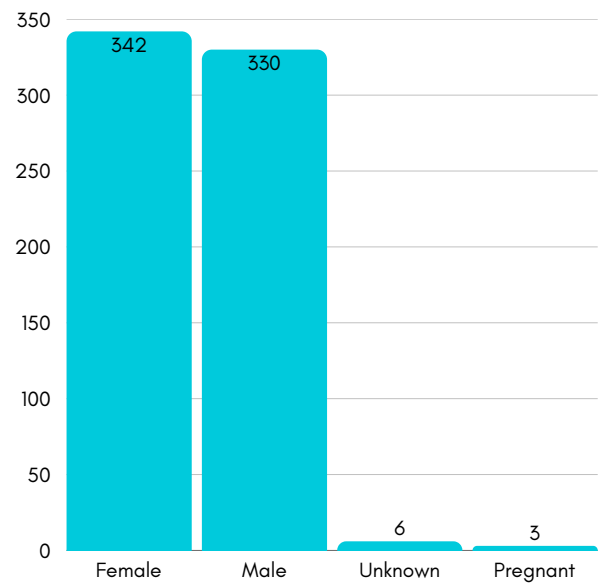
*Information cases are non-exposure, meaning they are cases in which people called the poison center requesting more information on a specific substance/item/etc.

EXPOSURES BY AGE & GENDER

Pediatric vs. Adult



Gender



Top 10 Adult (20+) Substances

Ethanol (Beverages)	64
Acetaminophen	37
Atypical Antipsychotics	21
Hydroxyzine	14
Trazodone	13
Diphenhydramine	10
Miscellaneous Unknown	10
Benzodiazepines	9
Beta Blocker	9
Gabapentin	9

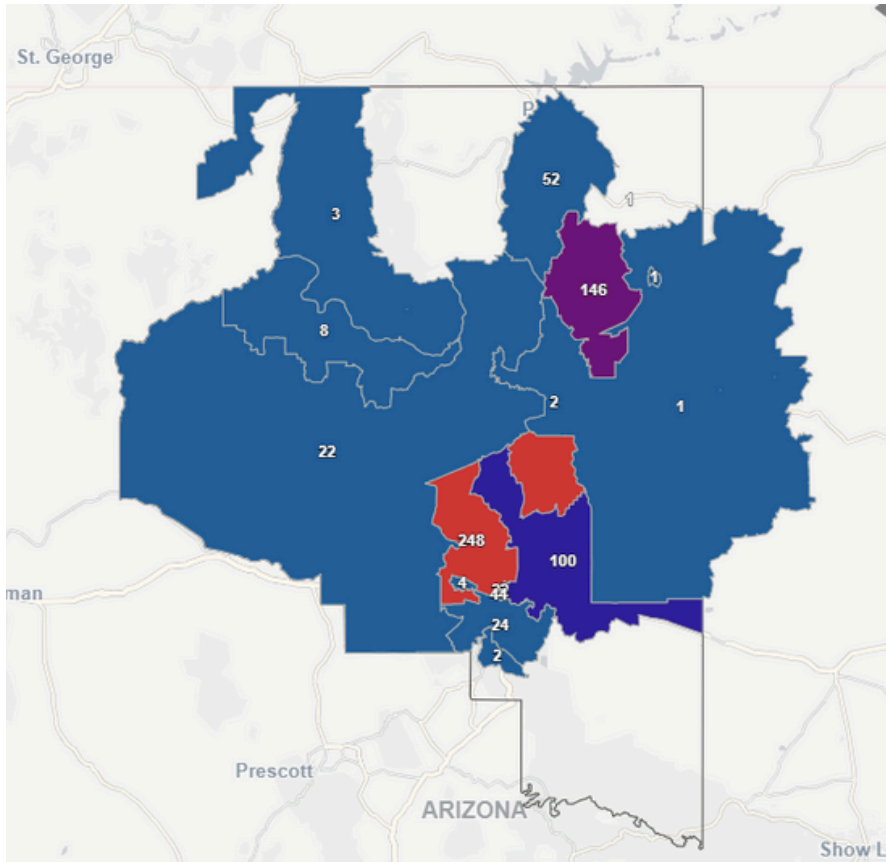
Top 10 Child (6-19) Substances

Acetaminophen (unknown)	14
Diphenhydramine	11
Atypical Antipsychotics	9
Ethanol (Beverages)	6
Acetaminophen (adult)	5
Ibuprofen	5
Buspiron	4
Lamotrigine	4
Miscellaneous Unknown	4
Foreign Body, Toy, Misc	4

Top 10 Pediatric (0-5) Substances

Acetaminophen (pediatric)	7
Calcium and Calcium salts	6
Ibuprofen	6
Acetaminophen (unknown)	5
Melatonin	5
Antihyperlipidemic	4
Food Products	4
Laundry Detergents	4
Angiotensin Converting Enzyme Inhibitor	3
Bleaches	3

CASES BY MAP/ZIP CODE



Cases by Map

County	Zip Code 5	Total Cases	% of Cases
		681	100.00%
Coconino	86001	248	36.42%
Coconino	86045	146	21.44%
Coconino	86004	100	14.68%
Coconino	86040	52	7.64%
Coconino	86011	44	6.46%
Coconino	86005	24	3.52%
Coconino	86003	22	3.23%
Coconino	86046	22	3.23%
Coconino	86023	8	1.17%
Coconino	86015	4	0.59%
Coconino	86022	3	0.44%
Coconino	86017	2	0.29%
Coconino	86020	2	0.29%
Coconino	86002	1	0.15%
Coconino	86035	1	0.15%
Coconino	86044	1	0.15%
Coconino	86053	1	0.15%

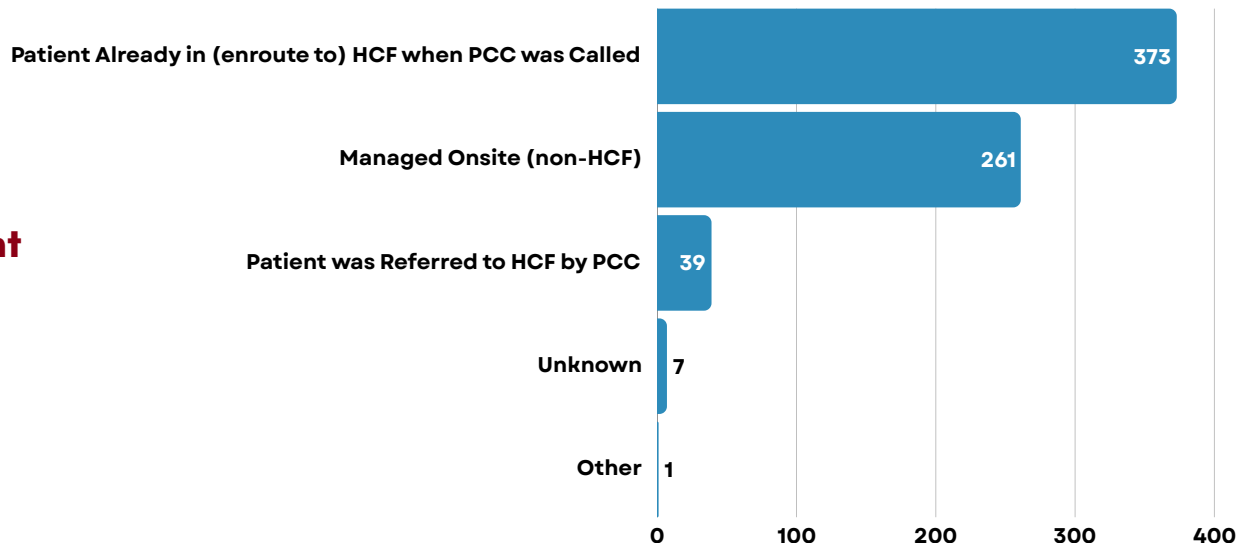
Cases by Zip Code

MANAGEMENT & CALLER SITE



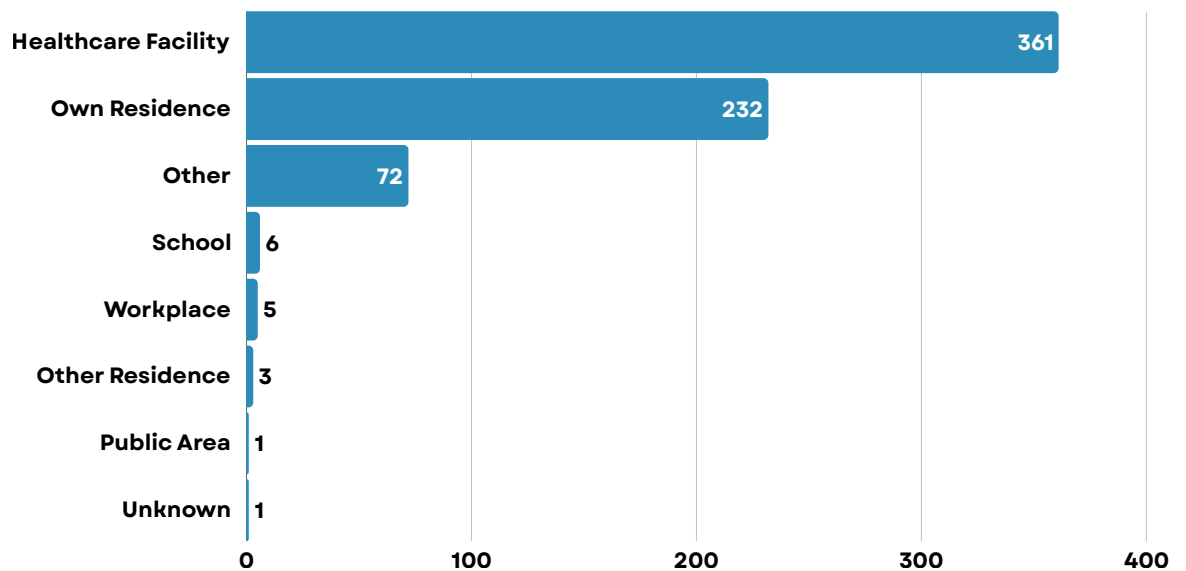
Managing cases safely at home saves millions of dollars in unnecessary health care costs compared with managing patients in a healthcare facility (HCF). This allows for more efficient and effective use of limited health care resources. Often times, poison center staff advise that exposures can be safely treated at home, saving Arizona residents a trip to the hospital.

Management Site



Total Cases

Caller Site



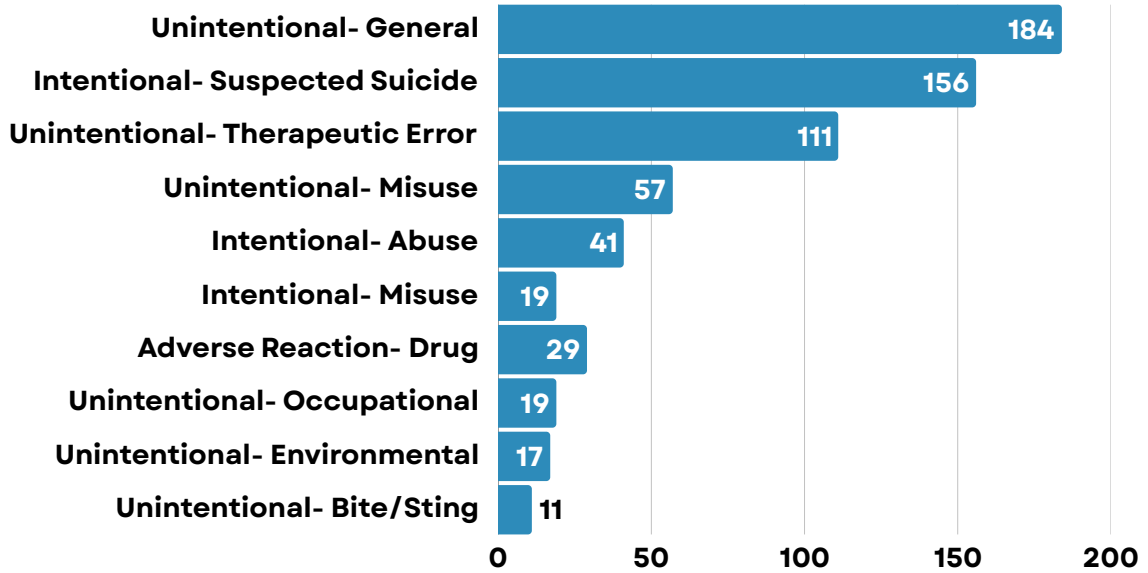
Total Cases

CIRCUMSTANCE & ROUTE OF EXPOSURE



Most cases managed by the Arizona Poison Center are a result of an accidental exposure. This page breaks down the reason behind Coconino County exposures for 2024, leaving out information cases.

Top 10 Reasons for Exposure



UNINTENTIONAL <ul style="list-style-type: none"> • 371 total 	UNINTENTIONAL EXPOSURES: <ul style="list-style-type: none"> • <u>general misuse of products</u> • environmental • bites & stings • therapeutic errors • food poisoning
INTENTIONAL <ul style="list-style-type: none"> • 216 total 	INTENTIONAL EXPOSURES: <ul style="list-style-type: none"> • misuse • abuse • <u>*suspected suicide</u>
INFORMATION CASE <ul style="list-style-type: none"> • 283 	REQUESTING INFORMATION ON: <ul style="list-style-type: none"> • medications • chemicals • other substances



TOP 5 ROUTES OF EXPOSURE:

