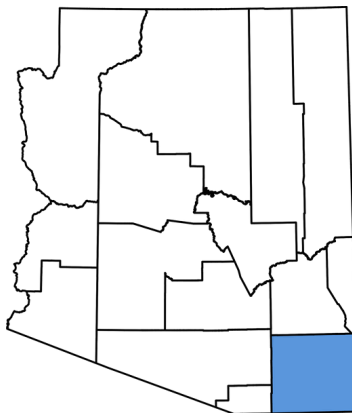


2025 SUMMARY: COCHISE COUNTY

Arizona Poison and Drug
Information Center



*Data Retrieved via the National
Poison Data System*



ARIZONA
Poison and Drug
Information Center



 1-800-222-1222

YEAR IN REVIEW

TOTAL CASES ✦ **903**

HCF CASES ✦ **274**

Top 10 Exposure Substances

Substance	Number / Percent
Scorpion Stings	56/ 6.20%
Ibuprofen	31/ 3.43%
Ethanol (beverages)	28/ 3.10%
Acetaminophen	27/ 2.99%
Melatonin	27/ 2.99%
Diphenhydramine	20/ 2.21%
Atypical Antipsychotics	16/ 1.77%
Benzodiazepines	16/ 1.77%
Bupropion	15/ 1.66%
Trazodone	14/ 1.55%

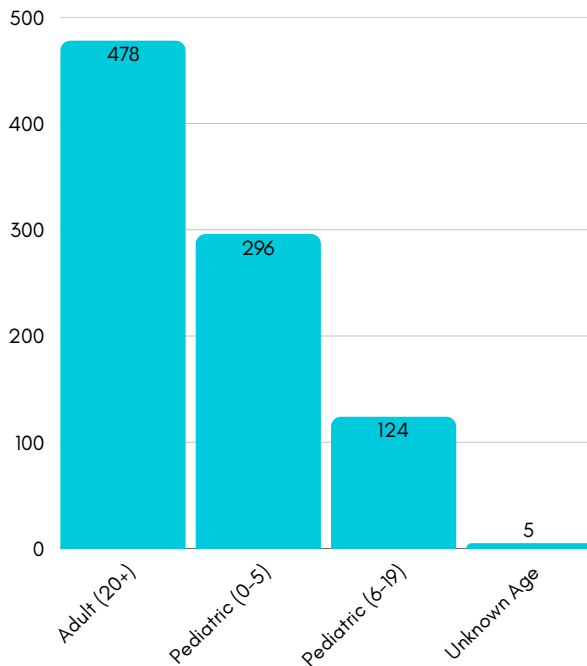
Top 10 Information Case Substances

Substance	Number / Percent
Not Specified	18/ 17.31%
Atypical Antipsychotics	6/ 5.77%
Benzodiazepines	5/ 4.81%
Laxatives	5/ 4.81%
Systemic Antibiotic Preparations	5/ 4.81%
Angiotensin Receptor	4/ 3.85%
Beta Blocker	4/ 3.85%
Cetirizine	4/ 3.85%
Naproxen	4/ 3.85%
Thyroid Preparations	4/ 3.85%

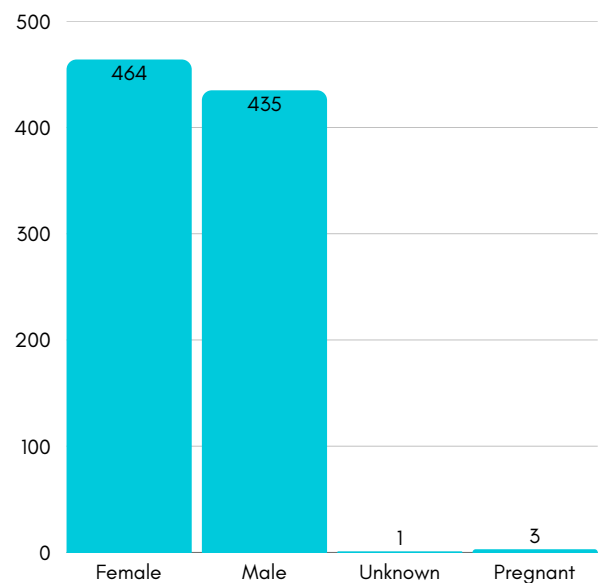
*Information cases are non-exposure, meaning they are cases in which callers reached out to the poison center requesting more information on a specific substance/item/etc.

EXPOSURES BY AGE & GENDER

Pediatric vs. Adult



Gender



Top 10 Adult (20+) Substances

Scorpion Stings: 48
 Ethanol (Beverages): 25
 Benzodiazepines: 16
 Acetaminophen: 15
 Atypical Antipsychotics: 13
 Ibuprofen: 13
 Trazodone: 13
 Gabapentin: 11
 Bupropion: 10
 Rattlesnake Envenomation: 10

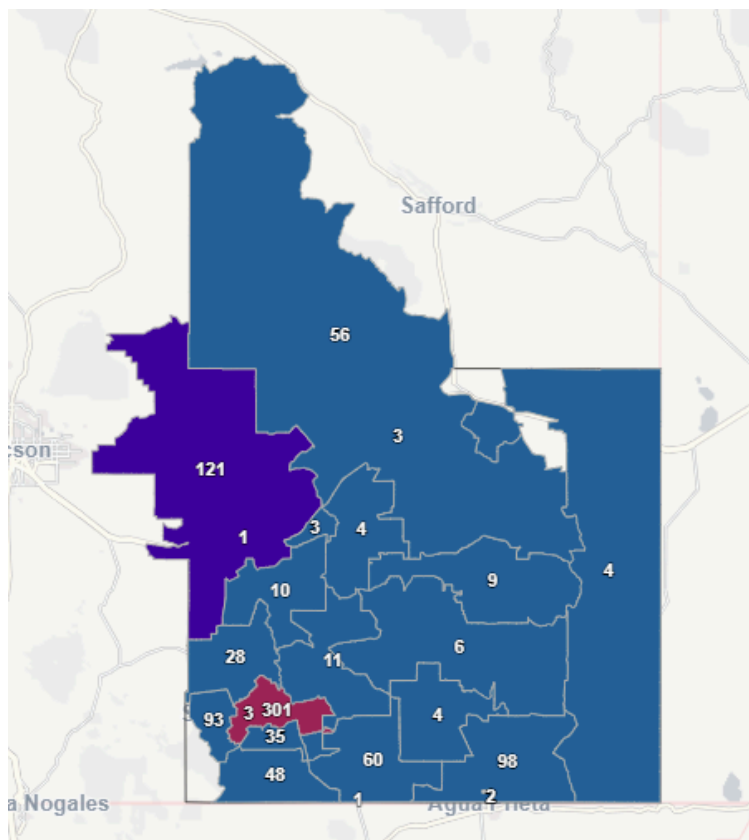
Top 10 Pediatric (0-5) Substances

Melatonin: 22
 Ibuprofen: 12
 Foreign Body, Toy, Or Misc. Substance: 10
 Diphenhydramine: 6
 Toys: 6
 Acetaminophen: 5
 Bleaches: 5
 Camphor: 5
 Multiple Vitamin Tablets: 5
 Scorpion Stings: 5

Top 10 Child (6-19) Substances

Acetaminophen: 7
 Diphenhydramine: 7
 Ibuprofen: 6
 Amphetamines and Related Compounds: 5
 Melatonin: 5
 Scorpion Stings: 5
 Sertraline: 5
 Acetaminophen (Adult): 3
 Acetaminophen in Combination with Other Drugs: 3
 Antacides: Proton Pump Inhibitors: 3

CASES BY MAP/ZIP CODE



Cases by Map

Zip Code 5	Total Cases	% of Cases
	903	100.00%
85630	10	1.11%
85625	9	1.00%
85610	6	0.66%
85606	4	0.44%
85617	4	0.44%
85632	4	0.44%
85609	3	0.33%
85636	3	0.33%
85644	3	0.33%
85608	2	0.22%
85655	2	0.22%
85620	1	0.11%
85627	1	0.11%

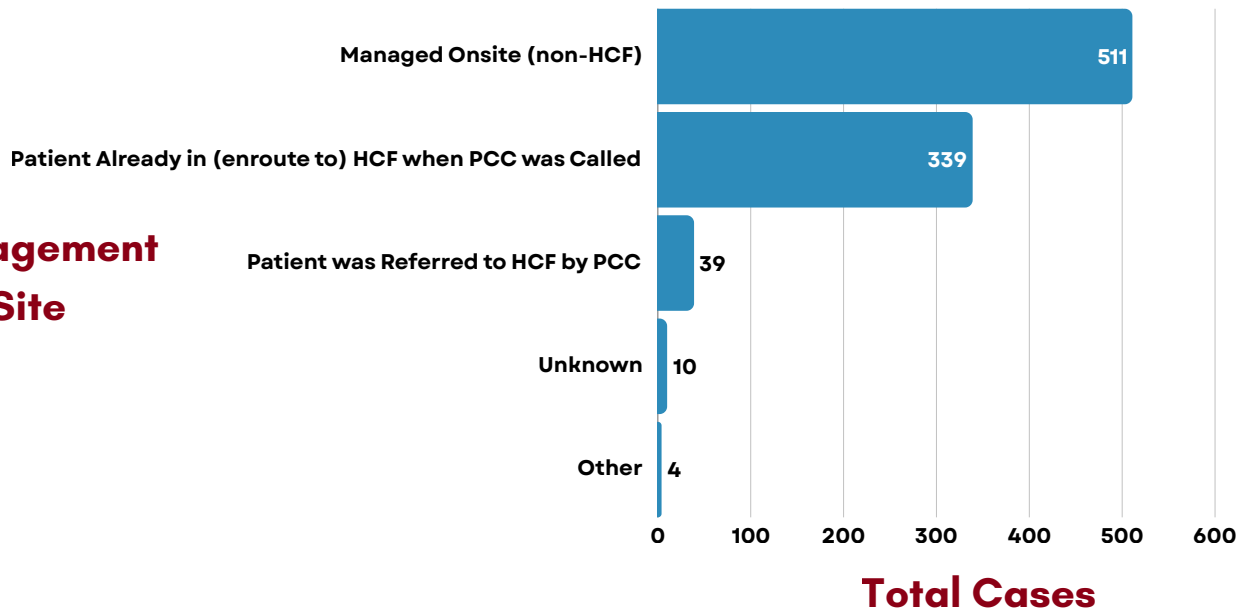
Cases by Zip Code

MANAGEMENT & CALLER SITE

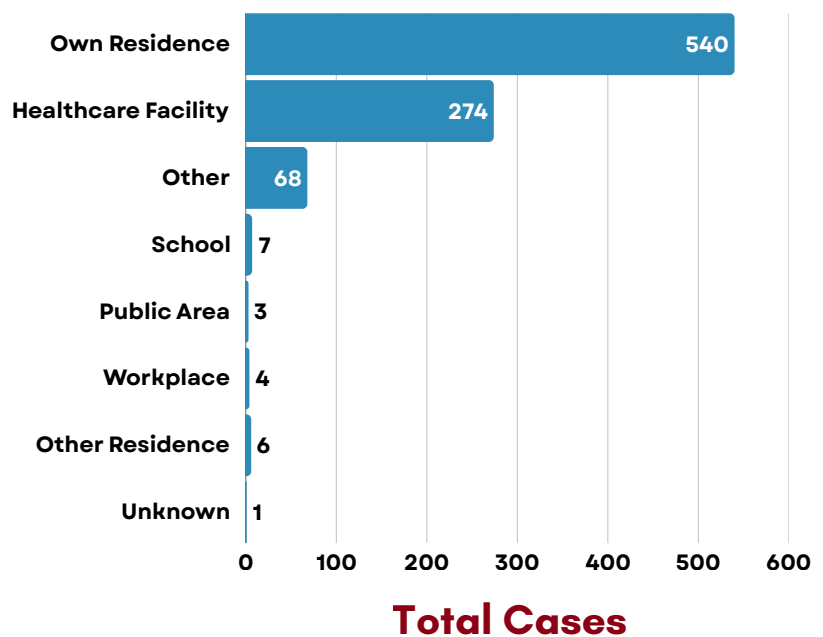


Managing cases safely at home saves millions of dollars in unnecessary health care costs compared with managing patients in a healthcare facility (HCF). This allows for more efficient and effective use of limited health care resources. Often times, poison center staff advise that exposures can be safely treated at home, saving Arizona residents a trip to the hospital.

Management Site



Caller Site

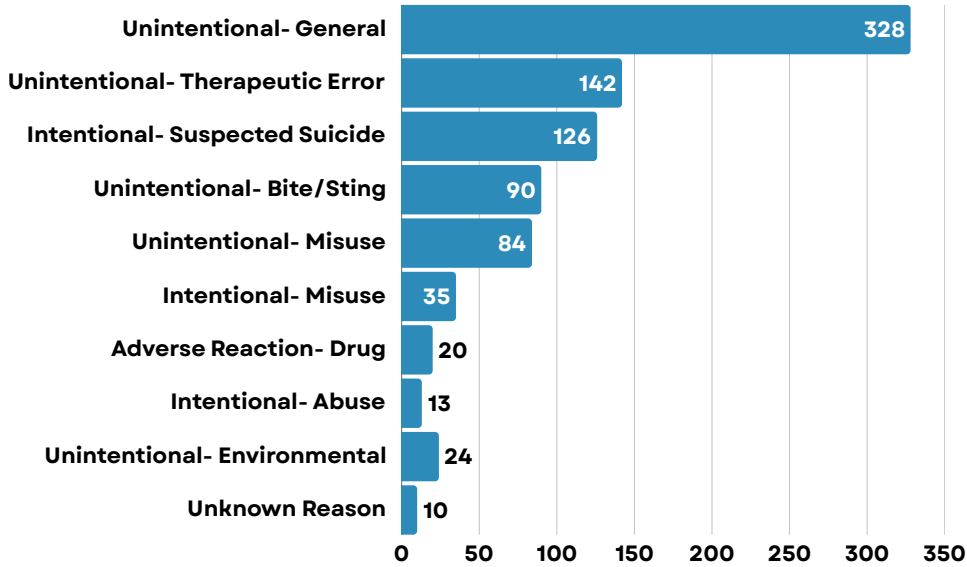


CIRCUMSTANCE & ROUTE OF EXPOSURE



Most cases managed by the Arizona Poison Center are a result of an accidental exposure. This page breaks down the reason behind Cochise exposures for 2024, leaving out information cases.

Top 10 Reasons for Exposure



<p>UNINTENTIONAL</p> <ul style="list-style-type: none"> • 668 total 	<p>UNINTENTIONAL EXPOSURES:</p> <ul style="list-style-type: none"> • <u>general misuse of products</u> • environmental • bites & stings • therapeutic errors • food poisoning
<p>INTENTIONAL</p> <ul style="list-style-type: none"> • 174 total 	<p>INTENTIONAL EXPOSURES:</p> <ul style="list-style-type: none"> • misuse • abuse • <u>*suspected suicide</u>
<p>INFORMATION CASE</p> <ul style="list-style-type: none"> • 104 total 	<p>REQUESTING INFORMATION ON:</p> <ul style="list-style-type: none"> • medications • chemicals • other substances



TOP 5 ROUTES OF EXPOSURE:

