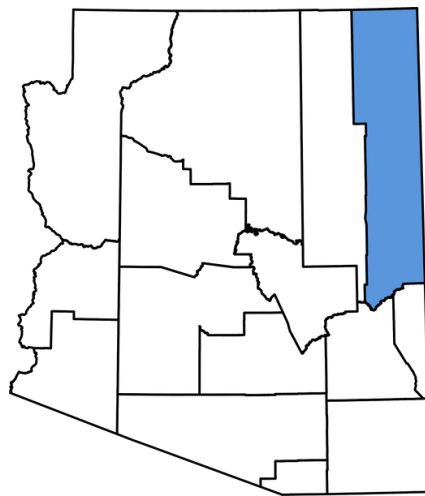


2025 SUMMARY: APACHE COUNTY

Arizona Poison and Drug
Information Center



*Data Retrieved via the National
Poison Data System*



ARIZONA
Poison and Drug
Information Center



 1-800-222-1222

YEAR IN REVIEW

TOTAL CASES ✦ **330**

HCF CASES ✦ **257**

Top 10 Exposure Substances

Substance	Number / Percent
Ethanol (Beverages)	70 / 21.21%
Acetaminophen	25 / 7.58%
Hand Sanitizers	17 / 5.15%
gabapentin	14 / 4.24%
Ibuprofen	13 / 3.94%
Hydroxyzine	13 / 3.94%
Isopropanol	10 / 3.03%
Mouthwashes	9 / 2.73%
Trazodone	9 / 2.73%
Diphenhydramine	8 / 2.42%

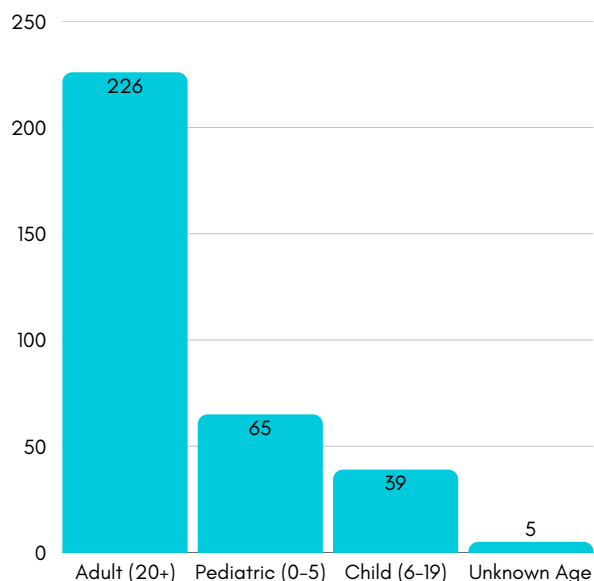
Top 10 Information Case Substances

Substance	Number / Percent
Not Specified	13/ 32.50%
Levetiracetam	4/ 10.00%
Viral Diseases	4/ 10.00%
Expectorants without	2/ 5.00%
Dextromethorphan	2/ 5.00%
Systemic Antibiotic Preparations	1/ 2.50%
Acetaminophen - Pediatric	1/ 2.50%
Acetaminophen -Unknown	1/ 2.50%
Anticholinergic Drugs	1/ 2.50%
Antiretrovirals	1/ 2.50%
Antispasmodics	1/ 2.50%

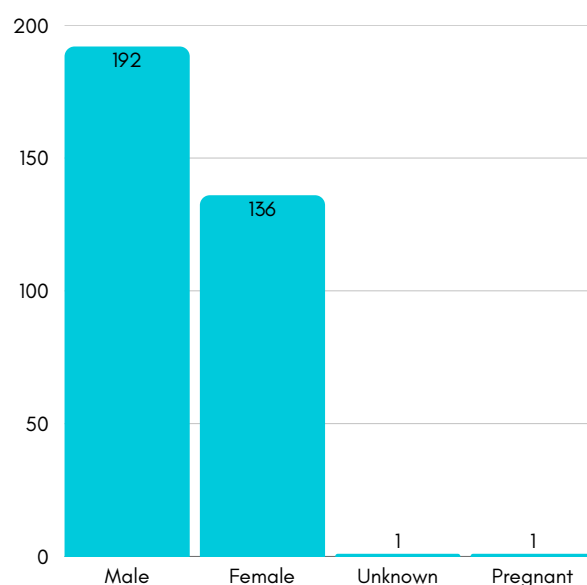
*Information cases are non-exposure, meaning they are cases in which callers reached out to the poison center requesting more information on a specific substance/item/etc.

EXPOSURES BY AGE & GENDER

Pediatric vs. Adult



Gender



Top 10 Adult (20+) Substances

Ethanol: 67
 Acetaminophen: 18
Hand Sanitizers: 15
 Gabapentin: 11
Hydroxyzine: 9
 Isopropanol: 9
Mouthwashes: 9
 Trazodone: 9
Acetylsalicylic Acid: 5
 Atypical Antipsychotics: 5

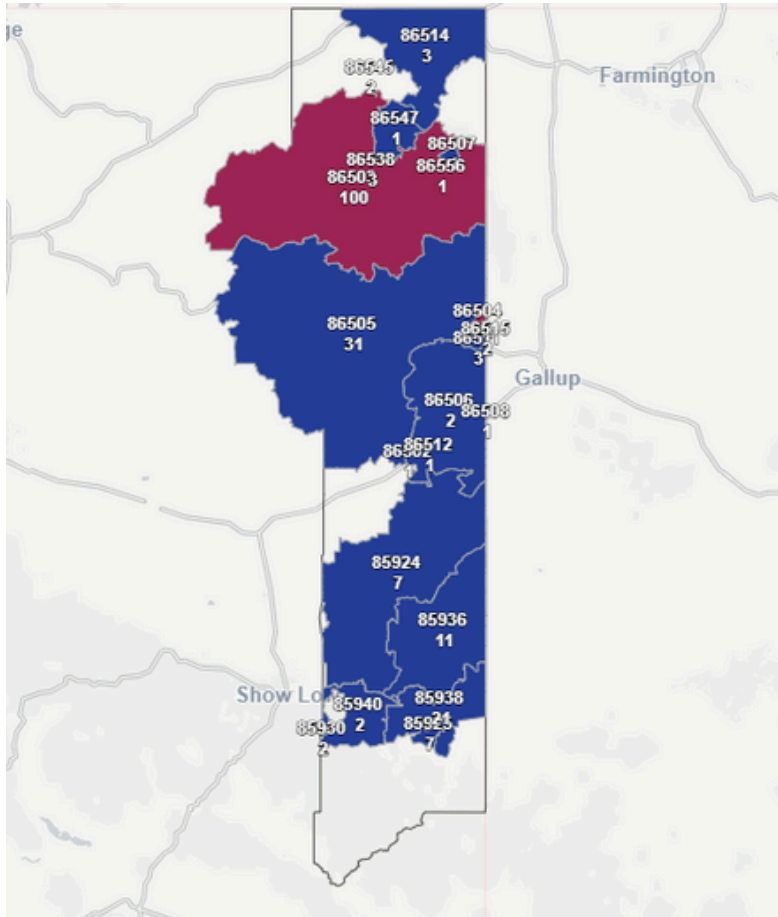
Top 10 Child (6-19) Substances

Acetaminophen - Unknown: 6
 Ibuprofen: 5
Diphenhydramine: 4
 Fluoxetine: 3
Systemic Antibiotic Preparations: 3
 Acetaminophen - Adult: 2
Ethanol: 2
 Expanding Water Beads: 2
Expectorants without Dextromethorphan: 2
 Plants (other Toxic Types): 2

Top 10 Pediatric (0-5) Substances

Fluoxetine: 3
 Ibuprofen: 3
Melatonin: 3
 Acetaminophen and Acetylsalicylic Acid: 2
Acetaminophen with Oxycodone: 2
 Air Fresheners: 2
Hand Dishwashing Detergents: 2
 Camphor and Methyl Salicylate Combinations: 2
Capsicum Peppers: 2
 Hand Sanitizers: 2

CASES BY MAP/ZIP CODE



Cases by Map

Zip Code 5	Q	Total Cases	% of Cases
		330	100.00%
86514		3	0.91%
86538		3	0.91%
85930		2	0.61%
85940		2	0.61%
86506		2	0.61%
86515		2	0.61%
86545		2	0.61%
86502		1	0.30%
86507		1	0.30%
86508		1	0.30%
86512		1	0.30%
86547		1	0.30%
86556		1	0.30%

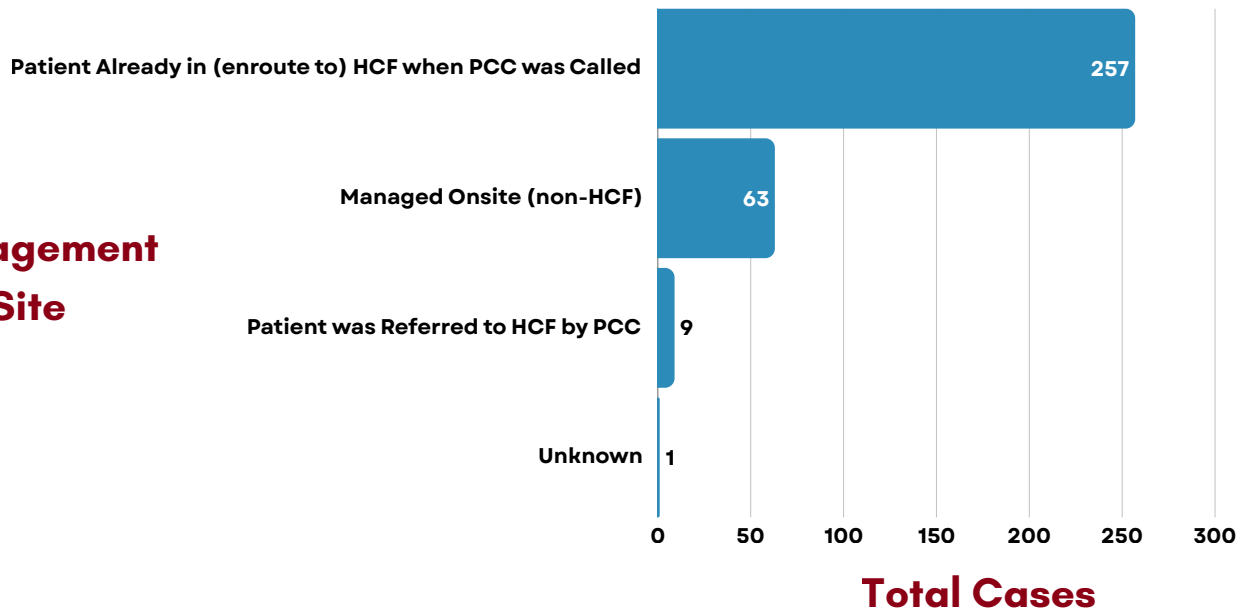
Cases by Zip Code

MANAGEMENT & CALLER SITE

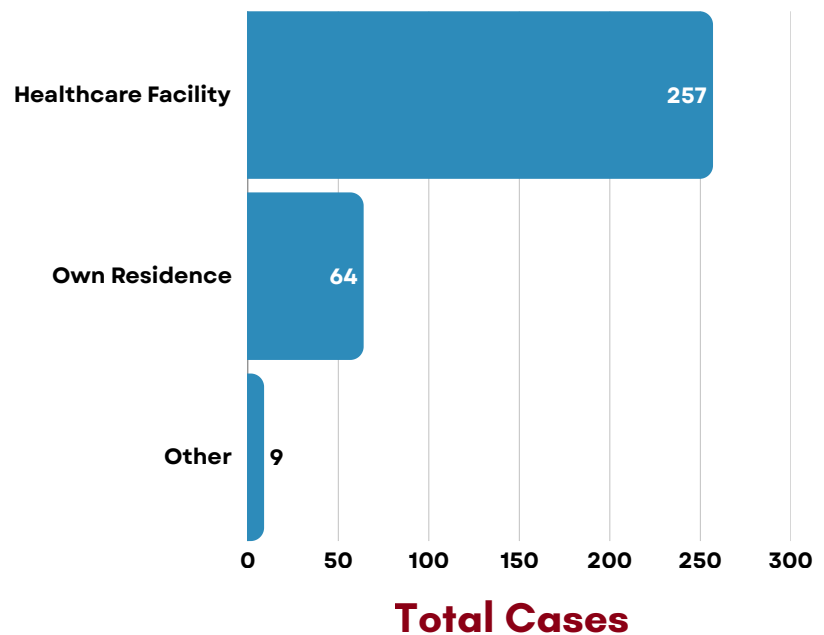


Managing cases safely at home saves millions of dollars in unnecessary health care costs compared with managing patients in a healthcare facility (HCF). This allows for more efficient and effective use of limited health care resources. Often times, poison center staff advise that exposures can be safely treated at home, saving Arizona residents a trip to the hospital.

Management Site



Caller Site

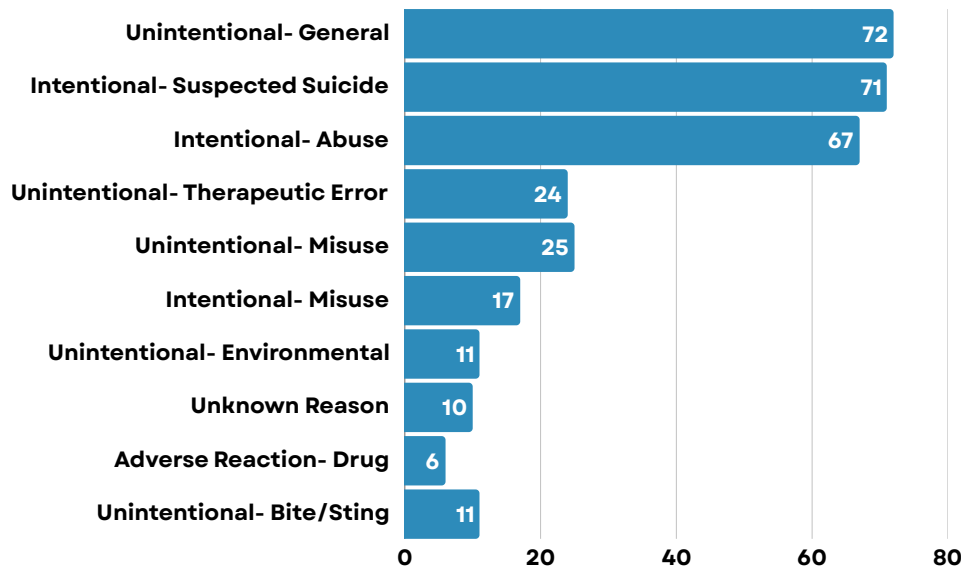


CIRCUMSTANCE & ROUTE OF EXPOSURE



Most cases managed by the Arizona Poison Center are a result of an accidental exposure. This page breaks down the reason behind Apache County exposures for 2025, leaving out information cases.

Top 10 Reasons for Exposure



UNINTENTIONAL <ul style="list-style-type: none"> • 125 total 	UNINTENTIONAL EXPOSURES: <ul style="list-style-type: none"> • <u>general misuse of products</u> • environmental • bites & stings • therapeutic errors • food poisoning
INTENTIONAL <ul style="list-style-type: none"> • 155 total 	INTENTIONAL EXPOSURES: <ul style="list-style-type: none"> • misuse • abuse • <u>*suspected suicide</u>
INFORMATION CASE <ul style="list-style-type: none"> • 40 total 	REQUESTING INFORMATION ON: <ul style="list-style-type: none"> • medications • chemicals • other substances



TOP 5 ROUTES OF EXPOSURE:

